

HETEROCYCLES, Vol. 60, No. 2, 2003, pp. 299 - 302

Received, 12th November, 2002, Accepted, 18th December, 2002, Published online, 24th December, 2002

FIRST ISOLATION OF *CIS*- AND *TRANS*-1,3,4-SELENADIAZOLINES FROM PIVAROPHENONE HYDRAZONES

Kentaro Okuma,^{*,†,‡} Kento Kubo,[†] and Yoshinobu Yokomori[§]

[†]Department of Chemistry, Faculty of Science, Fukuoka University, Jonan-ku, Fukuoka 814-0180, Japan

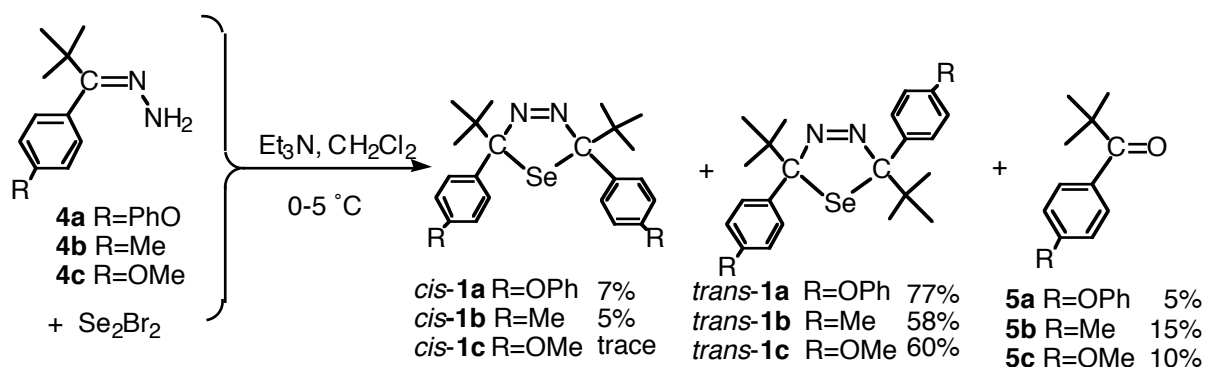
[‡]Advanced Materials Institute, Fukuoka University, Jonan-ku, Fukuoka 814-0180, Japan

[§]Department of Chemistry, National Defense Academy, Hashirimizu, Yokosuka 239-0811, Japan

Abstract – Sterically congested *cis*- and *trans*-1,3,4-selenadiazolines were isolated by one-pot reaction of pivalophenone hydrazones with diselenium dibromide, which suggested *in situ* formation of selenoketone and diazoalkane intermediates. Thermolysis of these compounds gave symmetrical olefins, whereas oxidation afforded the corresponding azines.

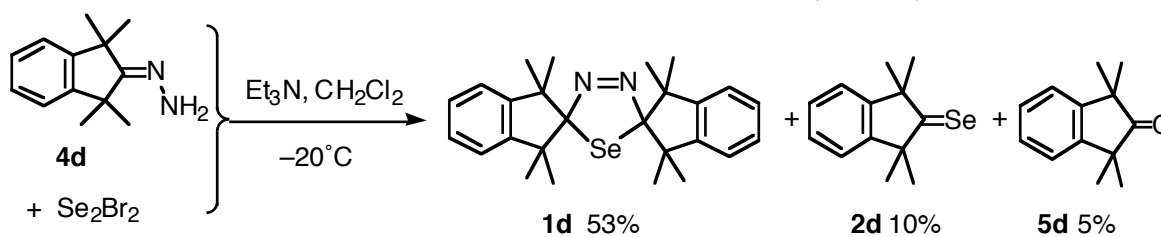
Sterically congested 1,3,4-selenadiazolines (**1**) and 1,3,4-thiadiazolines are interesting compounds for their synthetic application of sterically crowded olefins.¹ It has been reported that the reaction of sterically hindered selenoketones (**2**) with sterically hindered diazoalkanes (**3**) afforded **1**, which decomposed to the corresponding symmetrical olefins *via* thermal two fold extrusion.^{1,2} Recently, we have isolated *cis*- and *trans*-1,2,4-trithiolanes from ketones and tetraphosphorus decasulfide.³ However, there is no report on the isolation of *cis*- and *trans*-1,3,4-selenadiazolines. We report herein the first isolation of *cis*- and *trans*-**1** and one-pot synthesis of **1** from ketone hydrazones (**4**).

Treatment of *p*-phenoxy-pivalophenone hydrazone (**4a**) with diselenium dibromide in the presence of triethylamine at 0°C resulted in the formation of *cis*-2,5-di-*tert*-butyl-2,5-di-*p*-phenoxyphenyl-1,3,4-selenadiazoline (*cis*-**1a**), *trans*-2,5-di-*tert*-butyl-2,5-di-*p*-phenoxyphenyl-1,3,4-selenadiazoline (*trans*-**1a**), and *p*-phenoxy-pivalophenone (**5a**) (Scheme 1).⁴ The structures of *cis*-**1a** and *trans*-**1a** were confirmed by their ¹H NMR spectrum and elemental analysis. The chemical shift of *tert*-butyl group of *trans*-**1a** (0.89 ppm) is higher than that of *cis*-**1a** (1.19 ppm), whereas chemical shifts of aromatic group of *trans*-**1a** (6.91 and 7.01 ppm) are lower than those of *cis*-**1a** (6.57 and 6.80 ppm). This observation suggests that aromatic plane of *cis*-**1a** was on the aromatic plane whereas *tert*-butyl group of *trans*-**1a** was on the aromatic plane.



Scheme 1.

The present result is quite different from Guzic and Okazaki *et al.* Guzic and Moustakis reported the synthesis of 1,1,3,3-tetramethylindane-2-selone (**2d**) by the reaction of 1,1,3,3-tetramethylindane-2-one hydrazone (**4d**) with diselenium dibromide in the presence of triethylamine.⁵ Okazaki *et al.* reported the synthesis of **2d** by the reaction of diselenium dichloride with Grignard reagents of the corresponding ketone hydrazones.⁶ They did not mention the formation of 1,3,4-selenadiazoline (**1d**). Thus, we then tried the reaction of other ketone hydrazones (**4**) with diselenium dibromide to confirm the formation of **1**. Treatment of **4d** with diselenium dibromide at -20°C resulted in the formation of **1d** (53%) along with **2d** (10%) and 1,1,3,3-tetramethylindan-2-one (**5d**) (5%) (Scheme 2). When the reaction was carried out at rt, **2d** was obtained in 55% yield. Thus, temperature plays an important role for the formation of **1d**. Other reactions were carried out in a similar manner (Table 1).



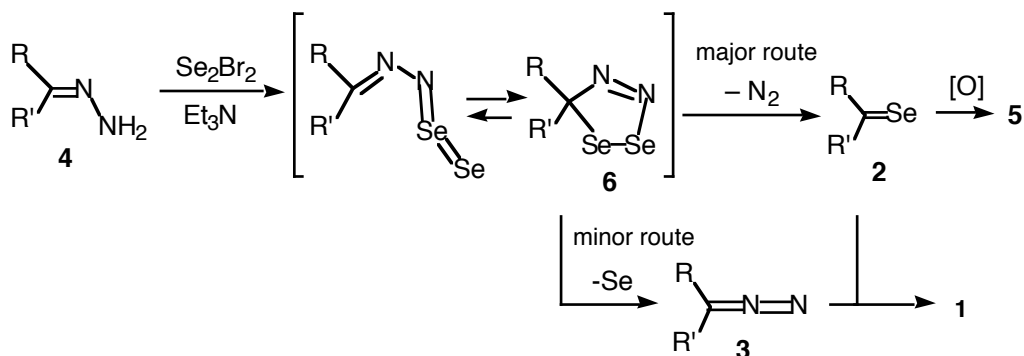
Scheme 2.

Table 1. Reaction of **4** with Diselenium Dibromide

4	Ketone Hydrazone	Conditions		Products (Yields/%)			
		Temperature (°C)	Time (h)	1	2	5	
4d	Tetramethylindanone	-40	4	1d	26	10	1
		-20	2	1d	53	10	5
		0	2	1d	3	55	7
		rt	2	1d	5	55	9
4e	2,2,5,5-Tetramethylcyclopentanone	-20	2	1e	40	8	25
4f	Fenchone	-20	2	1f	35	15	30

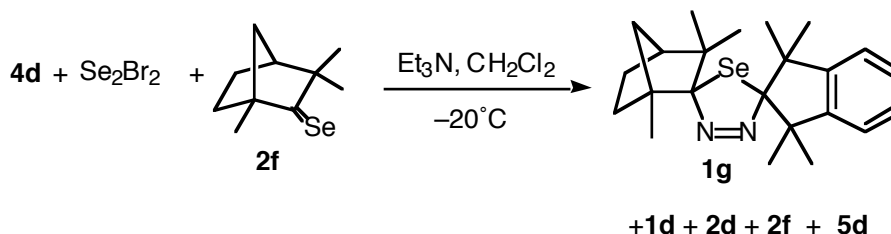
The reaction most likely proceeds as follows. The anion of ketone hydrazone (**4**) reacts with diselenium dibromide to afford 1,2,3,4-diselenadiazoline (**6**). Extrusion of selenium from **6** affords diazoalkane (**3**)

(minor route), whereas, N_2 is extruded to afford the selenoketone (**2**) (major route). Selenadiazoline (**1**) is most likely formed by 1,3-dipolar cycloaddition of selenoketone (**2**) with the diazo compound (**3**), both generated in situ, as shown in Scheme 3. The proposed mechanism is similar to that of 1,2,4-telluradiazoline suggested by Okazaki *et al.*⁷



Scheme 3.

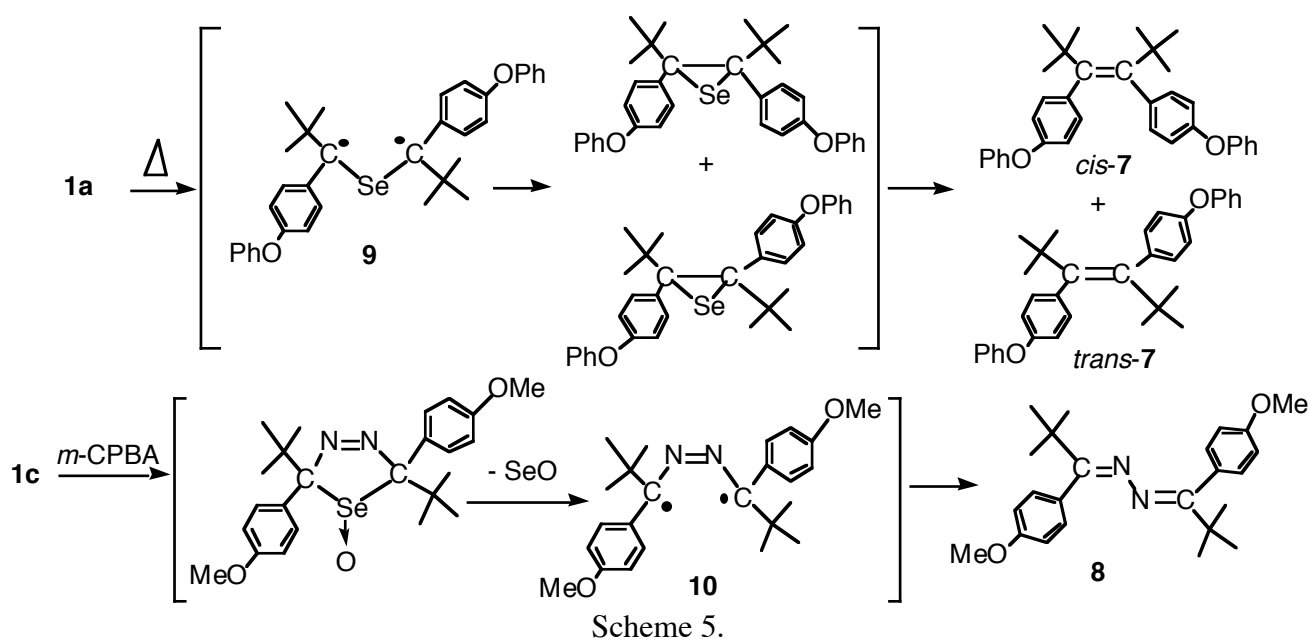
Okazaki *et al.* also suggested the formation of diazoalkane intermediates from ketone hydrazones and diselenium dichloride.⁸ Actually, when the reaction of **4d** with diselenium dibromide was carried out in the presence of selenofenchone (**2f**), unsymmetrical selenadiazoline (**1g**) was obtained in 7% along with symmetrical selenadiazoline (**1d**) (25%), suggesting that the intermediates of this reaction should be diazoalkane (**3**) and selenoketone (**2**) (Scheme 4).



Scheme 4.

Since *cis*- and *trans*-1,3,4-selenadiazolines were isolated, we then tried the thermolysis of **1a** to confirm the reaction mechanism of two-fold extrusion. Heating of *trans*-**1a** up to 150°C resulted in the formation of *cis*-olefin (*cis*-**7**, 10%) and *trans*-olefin (*trans*-**7**, 90%), whereas thermolysis of *cis*-**1a** gave the *cis*-**8** (33%) and *trans*-**7** (66%). Oxidation of **1c** with *m*-CPBA at room temperature resulted in the formation of the corresponding azine (**8**, 52%) and pivalophenone **5c** (28%). These results suggested that the reaction might proceed through biradical intermediates. Heating of **1** results into the expulsion of nitrogen gas and biradical (**9**), which recombined to give episelenide. Episelenide is too unstable to isolate, resulting in the formation of *cis*-**7** and *trans*-**7**. The biradical intermediate equilibrates to more stable conformer, which results in the formation of *trans* isomers. On the other hand, in the case of oxidation, initial fission of carbon-selenium bond results in the formation of biradical (**10**), which easily isomerizes to azine (**8**) (Scheme 5).

In summary, we have isolated *cis*- and *trans*-1,3,4-selenadiazolines. This method provides 1,3,4-selenadiazolines (**1**) in a one-pot operation unlike Barton's method,^{1b,1c} which requires isolation of selenones and the diazoalkanes. It proved that the only one precursor, ketone hydrazone, provides *in situ* source of sterically hindered **1**, olefins, and azines.



REFERENCES AND NOTE

- a) For reviews, see C. M. Meyers, 'Comprehensive Organic Functional Group Transformation' ed. by A. P. Katrinsky, O. M.-Cohn, and C. W. Rees, Elsevier, 1995, Chapter 1.15. F. S. Guziec, Jr., Seleno- and Tellurocarbonyl Compounds, 'The Chemistry of Organic Selenium and Tellurium Compounds' ed. by S. Patai, John Wiley & Sons, 1987, Vol. 2, Chapter 4. b) T. G. Back, D. H. R. Barton, M. R. Britten-Kelly, and F. S. Guziec, Jr., *J. Chem. Soc., Chem. Commun.*, 1975, 539. c) T. G. Back, D. H. R. Barton, M. R. Britten-Kelly, and F. S. Guziec, Jr., *J. Chem. Soc., Perkin Trans. 1*, 1976, 2079. d) F. S. Guziec, Jr., C. J. Murphy, and E. R. Cullen, *J. Org. Chem.*, 1980, **45**, 2890. e) E. R. Cullen, F. S. Guziec, Jr., I. Hollander, and C. J. Murphy, *Tetrahedron Lett.*, 1981, **22**, 4563. f) E. R. Cullen, F. S. Guziec, Jr., and C. J. Murphy, *J. Org. Chem.*, 1982, **47**, 3563. g) F. S. Guziec, Jr., C. J. Murphy, and E. R. Cullen, *J. Chem. Soc., Perkin Trans. 1*, 1985, 107. h) F. S. Guziec, Jr., L. J. SanFilippo, C. J. Murphy, C. A. Moustakis, and E. R. Cullen, *Tetrahedron*, 1985, **41**, 4843. i) F. S. Guziec, Jr. and L. J. SanFilippo, *J. Org. Chem.*, 1991, **56**, 3178. j) P. R. Brooks, R. Bishop, D. C. Craig, and M. L. Scudder, *J. Org. Chem.*, 1993, **58**, 5900. F. S. Guziec, Jr. and L. J. SanFilippo, *Tetrahedron*, 1988, **44**, 6241.
- A. Ishii, C. Tsuchiya, T. Shimada, K. Furusawa, T. Omata, and J. Nakayama, *J. Org. Chem.*, 2000, **65**, 1799.
- K. Okuma, S. Shibata, Y. Koga, K. Shioji, and Y. Yokomori, *Chem. Commun.*, 2000, 1535.
- Satisfactory elemental analysis and mass spectra were obtained for all the new compounds. *cis-1a*: mp 118-119 °C. ¹H NMR (CDCl₃) δ =1.19 (s, 18H, *tert*-Bu), 6.57 (d, 4H, *J*=9 Hz, Ar), 6.80 (d, 4H, *J*=9 Hz, Ar), 7.05 (m, 2H, Ph), 7.13 (m, 4H, Ph), 7.32 (m, 4H, Ph). ¹³C NMR (CDCl₃) δ =28.31, 40.38, 116.63, 118.40, 121.31, 122.89, 129.45, 129.57, 135.67, 155.35, 157.01. *trans-1a*: mp 162-163 °C. ¹H NMR (CDCl₃) δ =0.89 (s, 18H, *tert*-Bu), 6.91 (d, 4H, *J*=8 Hz, Ar), 7.01 (d, 4H, *J*=8 Hz, Ar), 7.11 (m, 2H, Ph), 7.34 (m, 4H, Ph), 7.52 (m, 4H, Ph). ¹³C NMR (CDCl₃) δ =27.64, 41.62, 116.94, 118.91, 123.26, 126.52, 129.52, 129.56, 137.52, 156.05, 156.68.
- F. S. Guziec, Jr. and C. A. Moustakis, *J. Org. Chem.*, 1984, **49**, 189.
- a) R. Okazaki, A. Ishii, and N. Inamoto, *J. Chem. Soc., Chem. Commun.*, 1983, 1429. b) A. Ishii, R. Okazaki, and N. Inamoto, *Bull. Chem. Soc. Jpn.*, 1988, **61**, 861.
- a) R. Okazaki, M. Minoura, and T. Kawashima, *Chem. Lett.*, 1993, 1047. b) M. Minoura, T. Kawashima, N. Tokitoh, and R. Okazaki, *Tetrahedron*, 1997, **53**, 8137.
- R. Okazaki, N. Tokitoh, A. Ishii, N. Ishii, Y. Matsushashi, T. Matsumoto, and H. Suzuki, *Phosphorus Sulfur, Silicon Relat. Elem.*, 1992, **67**, 49.