

HETEROCYCLES, Vol. 65, No. 12, 2005, pp. 2949 - 2955

Received, 22nd July, 2005, Accepted, 13th October, 2005, Published online, 14th October, 2005

AN EFFICIENT SYNTHESIS OF NEW SPIRO[INDOLO-3(1*H*),2'(3'*H*)-OXADIAZOLYL] AND 1-(TRIAZOL-4-YLMETHYL)ISATIN DERIVATIVES

Rachid Bouhfid,^a Nicolas Joly,^b Mohamed Massoui,^c Roméo Cecchelli,^b
Vincent Lequart,^b Patrick Martin^{b*} and El Mokhtar Essassi^a

a – Heterocyclic Organic Chemistry Laboratory, Mohammed V-Agdal University, Rabat, Marocco

b – Blood-Brain Barrier Laboratory (EA 2465), IUT of Béthune, University of Artois, BP 819, F-62408 Béthune

c – Agroressource Chemistry Laboratory, Ibn Tofaïl University, Kenitra, Marocco

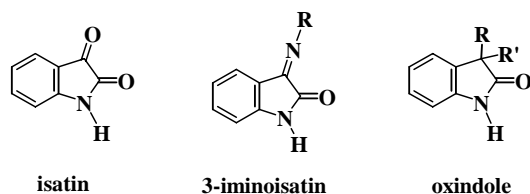
*corresponding author: patrick.martin@univ-artois.fr

Abstract – The synthesis and the characterization of new isatin derivatives obtained by 1,3-dipolar cycloaddition reactions on allylisatin and propargylisatin are described. The products thus regiospecifically obtained in good yields bear oxadiazolyles or trizolyles groups, and were characterized by FT-IR spectroscopy, NMR spectroscopy and mass spectrometry.

INTRODUCTION

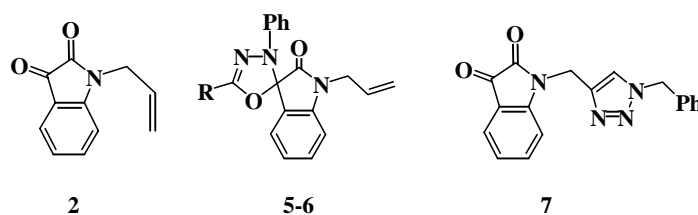
Isatin is well known for its large range of biological activities. Thus, some isatin derivatives (Scheme 1), such as 3-iminoisatin, have found medicinal applications because they possess anticonvulsant,¹ anti-inflammatory² and antimicrobial activities,³ as well as effects on the central nervous system.⁴ Moreover, isatin was reported as a product crossing the blood-brain-barrier.⁵ Preliminary biological tests performed in our laboratory have shown that 1-allylisatin has a very low toxicity (0% death for concentrations less than 1 g per kg).⁶ *In vivo* tests have demonstrated psychotropic,

sedative, anxiolytic and anticonvulsivant properties. Moreover, they have shown an increase in hypnotic effects, compared to native isatin activities, and no cataleptic properties.⁷



Scheme 1. Isatin and some isatin derivatives.

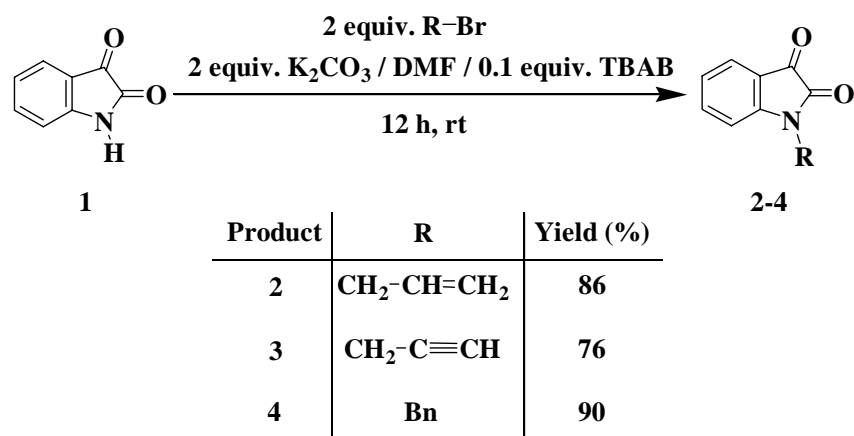
Based on these results we engaged the synthesis of 1-allylisatin derivatives to obtain new compounds bearing an additional heterocycle able to increase biological activities (Scheme 2). Two sorts of *N*-heterocycles were chosen for their well known biological activities, *i.e.* oxadiazole⁸ and triazolylmethyl⁹ derivatives.



Scheme 2. General structure of new isatin derivatives keeping 1-allylisatin skeleton.

RESULTS AND DISCUSSION

The first step was the *N*-alkylation of isatin using corresponding bromides under phase transfer catalysis conditions (Scheme 3).

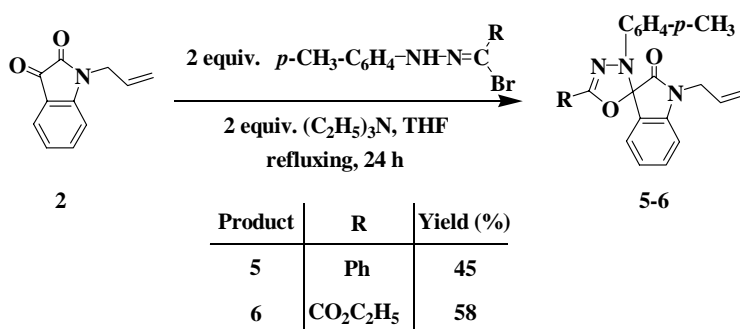


Scheme 3. *N*-Alkylation of isatin.

In a general procedure, isatin was reacted with allyl bromide, propargyl bromide and benzyl bromide using the mixture K₂CO₃ / DMF / tetrabutylammonium bromide as catalytic system. After 12 h at room temperature and recrystallization from ethanol, 1-allylisatin (**2**) and 1-propargylisatin (**3**) were isolated in

86% and 76% yields respectively. 1-Benzylisatin (**4**) was also synthesized by the same experimental procedure in order to check the importance of the grafting of a heterocycle on biological activity. The product (**4**) was isolated in 90% yield. Each product structure was characterized by traditional spectroscopic methods. FT-IR spectrometry has shown characteristic bands of the grafted moieties (double bond, triple bond or aromatics), and NMR spectrometry confirmed the presence of the allyl, propargyl or benzyl group *N*-grafted on isatin block.

The 1,3-dipolar cycloaddition reactions were first carried out on 1-allylisatin (**2**) (Scheme 4).

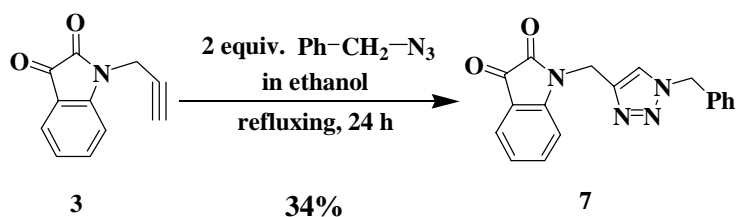


Scheme 4. Synthesis of oxadiazolyl isatin derivatives from 1-allylisatin (**2**).

The cycloaddition was achieved by refluxing **2** in THF with the *N*-tolyl-*C*-phenylnitrilimine generated *in situ* by the reaction of *N*-tolyl-1-phenylhydrazonyl bromide with triethylamine. The precipitate was purified by recrystallization from ethanol. The desired product 1-allyl-5'-phenyl-3'-(*p*-tolyl)-2*H*-spiro[indolo-3(1*H*),2'(3'*H*)-1,3,4-oxadiazol]-2-one (**5**) was thus obtained in 45% yield.

We performed the same reaction using 2 equiv. of α -bromo-*N*-tolylhydrazonylcarboxylate in the same condition as previously described for the synthesis of **5**. The compound (**6**), ethyl 1-allyl-2-oxo-3'-(*p*-tolyl)spiro[indolo-3(1*H*),2'(3'*H*)-1,3,4-oxadiazole]-5'-carboxylate was isolated in 58% yield. The ethoxycarbonyl substituent of the dipole may have a high mesomeric effect on hydrazone function allowing an easier dipolar attack to 3-carbonyl function of isatin, which could explain the difference in yields between both syntheses. It is important to notice that both reactions leading to the compounds (**5**) and (**6**) have shown a high periselectivity; only the 3-carbonyl group of isatin was attacked, leaving unchanged the carbon-carbon double bond of allylic group. The presence of the double bond was confirmed by FT-IR spectroscopy and NMR spectroscopy, showing the characteristic signals of protons and corresponding carbons of the vinylic function. Moreover, these reactions are regioselective because the heteroatom of the dipole attacked specifically the 3-carbonyl group of isatin skeleton.

Concerning 1-propargylisatin (**3**), an additional heterocyclic substituent was introduced on its structure by the reaction between the carbon-carbon triple bond and an azide derivative, leading to the isatin derivative (**7**) bearing a triazolyl group (Scheme 5).



Scheme 5. Synthesis of triazolyl isatin derivative starting from propargylisatin (**3**).

The azide derivative used in this synthesis was benzyl azide, which was prepared as described by Lindsay *et al.*¹⁰ The desired product 1-(1-benzyl-1,2,3-triazol-4-ylmethyl)indol-2,3-dione (**7**) was obtained in 34% yield. The disappearance of the carbon-carbon triple bond was confirmed by the absence of its FT-IR and ¹H and ¹³C NMR spectra. Again this reaction has shown a high regioselectivity because the compound (**7**) is the only product. This regioselectivity of this 1,3-dipolar cycloaddition reaction was confirmed by ¹³C NMR spectrum, showing the characteristic signal at 128.2 ppm assigned to C-5 triazolyl carbon, which is in agreement with values found in literature.¹¹⁻¹³ The structure of **7** was also confirmed by NOE experiments showing interactions between hydrogen of CH₂ groups and the hydrogen of the triazolyl cycle.

ACKNOWLEDGEMENT

We wish to thank the “Institut Universitaire de Technologie” of Béthune and its Director Dr Pierre Boulet for financial support and Beatrice Herbaux for help in manuscript preparation.

EXPERIMENTAL

General

Melting points were determined by differential scanning calorimetry using a Perkin Elmer DSC Pyris 1[®]. NMR spectra were recorded in CDCl₃ (internal Me₄Si) with a Bruker DRX-300 Spectrometer (operating at 300.13 MHz). Elemental analyses were performed by the IUT of Bethune, Departement of Chemistry (Bethune, France). Analytical TLC were performed on Merck aluminium backed silica gel (Silica Gel F254), spots were visualized in UV light. Infra-red spectroscopy was performed using a FT-IR Bruker Vector 22 apparatus equipped with a diamond reflection accessory.

N-Alkylation of isatin

In a general procedure, isatin (1.47 g, 0.01 mol) was reacted with alkyl bromide (0.02 mol) in the presence of K₂CO₃ (2.76 g, 0.02 mol) and tetrabutylammonium bromide (0.32 g, 0.001 mol) in DMF (60 mL). After 12 h stirring at rt, the precipitate was removed by filtration and purified by recrystallization from ethanol.

1-Allylisatin (2) was obtained in 86% yield as red crystals, (mp 89-91°C, ethanol). ¹H NMR (300 MHz, CDCl₃): δ (ppm) 4.30 (dd, J = 7.0 and 1.7 Hz, 2H, N-CH₂), 5.24 (m, 2H, CH₂=), 5.78 (m, 1H, -CH=), 6.83-7.51 (m, 4H, H_{Ar}). ¹³C NMR (300 MHz, CDCl₃): δ (ppm) 42.4 (N-CH₂), 110.9, 123.8, 125.2, 138.4 (4 C_{Ar}H), 117.5 (C_{Ar}-C=O), 118.5 (=CH₂), 130.2 (-CH=), 150.8 (C_{Ar}-N-C=O), 157.9 (N-C=O), 183.2 (C=O ketone); IR: ν (cm⁻¹) 3093, 1735, 1645, 1601. Anal. Calcd for C₁₁H₉NO₂: C; 70.58, H; 4.85, N; 7.48. Found: C; 70.42, H; 4.95, N; 7.60. EIMS [M]⁺ m/z 187.

1-Propargylisatin (3) was obtained in 76% yield as orange crystals (mp 156-158°C, ethanol). ¹H NMR (300 MHz, CDCl₃): δ (ppm) 4.50 (d, J = 2.6 Hz, 2H, N-CH₂), 2.32 (t, J=2.6 Hz, 1H, ≡CH), 7.20-7.63 (m, 4H, H_{Ar}). ¹³C NMR (300 MHz, CDCl₃): δ (ppm) 29.8 (N-CH₂), 73.9 (≡CH), 74.5 (-C≡), 111.7, 125.8, 126.2, 139.3 (4 C_{Ar}-H), 117.4 (C_{Ar}-C=O), 149.0 (C_{Ar}-N-C=O), 158.6 (N-C=O), 183.0 (C=O ketone); IR: ν (cm⁻¹) 3243, 2117, 1728, 1601. Anal. Calcd for C₁₁H₇NO₂: C; 71.35, H; 3.81, N; 7.56. Found: C; 71.50, H; 3.72, N; 7.75. EIMS [M]⁺ m/z 185.

N-Benzylisatin (4) was obtained in 80% yield as orange crystals (mp 133-135°C, ethanol). ¹H NMR (300 MHz, CDCl₃): δ (ppm) 4.86 (s, 2H, N-CH₂), 6.70-7.55 (m, 9H, H_{ar}); ¹³C NMR (300 MHz, CDCl₃): δ (ppm) 44.0 (N-CH₂), 111.0, 123.9, 125.4, 138.3 (4 C_{Ar}), 127.4, 128.2, 129.1 (3 C_{Bn}), 117.7, (C_{Ar}-C=O), 134.5 (C_{qBn}), 150.7 (C_{Ar}-N-C=O), 158.3 (N-C=O), 183.3 (C=O ketone); IR: ν (cm⁻¹) 3030, 1727, 1608. Anal. Calcd for C₁₅H₁₁NO₂: C; 75.94, H; 4.67, N; 5.90. Found: C; 76.08, H; 4.52, N; 6.05. EIMS [M]⁺ m/z 237.

1,3-Dipolar cycloaddition reactions starting from compound (2)

1-Allyl-5'-phenyl-3'-(p-tolyl)-2H-spiro[indolo-3(1H),2'(3'H)-1,3,4-oxadiazol]-2-one (5) was obtained by refluxing compound (2) (1.87 g, 0.01 mol) for 24 h with *N*-tolyl-1-phenylhydrazonyl bromide (5.48 g, 0.02 mol) and triethylamine (2.02 g, 0.02 mol) in THF (60 mL). The precipitate was recovered by filtration and was purified by recrystallization from ethanol. Product (5) was thus obtained in 45% yield as yellow crystals (mp 176-178°C, ethanol). ¹H NMR (300 MHz, CDCl₃): δ (ppm) 2.36 (s, 3H, C_{Ar}-CH₃), 3.87 (dd, J = 6.9 and 1.8 Hz, 2H, N-CH₂), 5.26 (m, 2H, =CH₂), 6.02 (m, 1H, =CH), 6.35-7.50 (m, 13H, H_{Ar}). ¹³C NMR (300 MHz, CDCl₃): δ (ppm) 14.3 (CH₃), 46.2 (N-CH₂), 109.8, 116.3, 135.7, 139.7, 145.1, 147.6, 153.6 (C_q), 112.0, 125.5, 126.8, 127.9, 130.2, 130.6, 132.0, 135.1, 137.4 (C_{Ar}H), 115.7 (=CH₂), 129.0 (=CH-), 154.7 (C=O amide); IR: ν (cm⁻¹) 3085, 3029, 2975-2831, 1643, 1612. Anal. Calcd for Elemental Analysis C₂₅H₂₁N₃O₂: C; 75.93, H; 5.35, N; 10.63. Found: C; 75.72, H; 5.43, N; 10.70. EIMS [M]⁺ m/z 395.

Ethyl 1-allyl-2-oxo-3'-(p-tolyl)spiro[indolo-3(1H),2'(3'H)-1,3,4-oxadiazole]-5'-carboxylate (6) was obtained using the same procedure as previously, by reaction of (2) (1.87 g, 0.01 mol) with α-bromo-*N*-tolyl-hydrazonylcarboxylate (5.40 g, 0.02 mol). Product (6) was purified by recrystallization

from ethanol and obtained in 58% yield as yellow crystals (mp 187-189°C, ethanol). ¹H NMR (300 MHz, CDCl₃): δ (ppm) 1.42 (t, J = 7.1 Hz, 3H, O-C-CH₃), 2.38 (s, 3H, C_{Ar}-CH₃), 3.85 (dd, J = 7.1 and 1.7 Hz, N-CH₂), 4.56 (q, J = 7.1 Hz, 2H, O-CH₂), 5.28 (m, 2H, =CH₂), 6.05 (m, 1H, =CH), 6.45-7.40 (m, 8H, H_{Ar}). ¹³C NMR (300 MHz, CDCl₃): δ (ppm) 14.7 (CH₃), 21.6 (CH₃-C-O), 46.1 (N-CH₂), 62.4 (O-CH₂), 109.9, 116.3, 135.9, 139.8, 147.6, 153.8 (C_q), 112.1, 125.6, 130.3, 130.7, 132.1, 135.1 (C_{Ar}H), 115.7 (=CH₂), 129.1 (=CH-), 160.3 (C=O ester), 154.6 (C=O amide); IR: ν (cm⁻¹) 3080, 2982-2820, 1726, 1644, 1609. Anal. Calcd for C₂₂H₂₁N₃O₄: C; 67.51, H; 5.41, N; 10.74, Found: C; 67.62, H; 5.28, N; 10.85. EIMS [M]⁺ m/z 391.

1,3-Dipolar cycloaddition reactions starting from compound (3)

1-(-1-Benzyl-1,2,3-triazol-4-ylmethyl)indol-2,3-dione (7) was obtained by refluxing (3) (1.85 g, 0.01 mol) with benzyl azide (2.66 g, 0.02 mol) in ethanol (30 mL) for 24 h. After cooling the reaction medium to rt, the precipitate was washed with ethanol. The desired product (7) was obtained with 34% yield as a yellow crystals (mp 139-141°C, ethanol). ¹H NMR (300 MHz, CDCl₃): δ (ppm) 4.95 (s, 2H, OC-N-CH₂), 5.46 (s, 2H, N-CH₂-Ph), 7.20-7.60 (m, 9H, H_{Ar}), 7.54 (s, 1H, CH_{triazole}). ¹³C NMR (300 MHz, CDCl₃): δ (ppm) 35.8 (OC-N-CH₂), 54.8 (N-CH₂-Ph), 111.9, 124.4, 125.6, 139.0 (C_{Ar}H isatin), 117.9 (C_{Ar}-CO), 128.2 (C_{triazole}H), 128.6, 139.3, 129.6 (C_{Ar}H benzyl), 134.4 (C_q benzyl), 150.6 (C_{Ar}-N), 158.3 (C=O amide), 183.5 (C=O ketone); IR: ν (cm⁻¹) 3126, 1737, 1609. Anal. Calcd for C₁₈H₁₄N₄O₂: C; 67.91; H; 4.43, N; 17.60%. Found: C; 68.07, H; 4.27, N; 17.45. EIMS [M]⁺ m/z 318.

REFERENCES

1. S. K. Bhattacharya and A. Chakrabarti, *Indian J. Exp. Biol.*, 1998, **36**, 118.
2. A. Andreani and S. Maselli, *Bull. Chim. Farm.*, 1977, **116**, 493.
3. A. E. Medvedev, A. Clow, M. Sandler, and V. Glover, *Biochem. Pharmacol.*, 1998, **52**, 385.
4. V. Glover, J. M. Halket, P. J. Watkins, A. Clow, B. Goodwin, and M. J. Sandler, *Neurochem.*, 1998, **51**, 656.
5. N. G. Panova, M. A. Zemskova, L. N. Axenova, and A. E. Medvedev, *Neurosci. Lett.*, 1997, **233**, 58.
6. M. Chemmache, A. Zellou, Y. Cherrah, E. M. Essassi, and M. Hassar, *Ann. Pharm. Fr.*, 2001, **59**, 206.
7. S. Ferfra, A. Zellou, E. M. Essassi, and Y. Cherrah, *Ann. Pharm. Fr.*, 2002, **60**, 341.
8. A. Zarghi, S. A. Tabatabai, M. Faizi, A. Ahadian, P. Navabi, V. Zanganeh, and A. Shafiee, *Bioorg. Med. Chem. Lett.*, 2005, **15**, 1863.
9. Y. A. Al-Soud, M. N. Al-Dweri, and N. A. Al-Masoudi, *Il Farmaco*, 2004, **59**, 775.

10. R. O. Lindsay and C. F. H. Allen, *Org. Synth.*, 1925, **3**, 710.
11. G. L'Abbé, *Chem. Rev.*, 1969, **69**, 345.
12. G. I. Tsy-pin, T. N. Timofeeva, V. V. Mel'nikov, and B. V. Gidas-pov, *Zh. Org. Khim.*, 1975, **11**, 1395.
13. N. H. Ahabchane, A. Keïta, and E. M. Essassi, *C. R. Acad. Sci., Paris, t.2, Serie IIc*, 1999, 519.