

## 1-AZADIENES AS A SYNTHON FOR HETEROCYCLIC SYNTHESIS

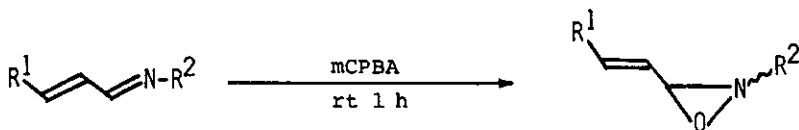
Yoshiki OHSHIRO,\* Mitsuo KOMATSU, Masatoshi UESAKA, and Toshio AGAWA

 Department of Applied Chemistry, Faculty of Engineering, Osaka  
 University, Yamada-oka 2-1, Suita, Osaka 565, Japan

Abstract — 1-Azabutadienes 1 were found to be a good building block for three- to five-membered heterocycles having a functional group. Oxidation of 1 with mCPBA afforded 3-alkenyloxaziridines 2. Cycloaddition of 1 with ketenes gave the 4-alkenylazetidiones 6. Addition of a nitrile imine occurred across the C=N bond to give the 3-alkenyltriazoline 8, while that of a nitrile ylide occurred on the C=C bond to give the 3-formylpyrrole 14 formed by hydrolysis of the C=N bond.

Much attention has come to be paid to 1-azabutadienes as precursors of some alkaloids,<sup>1</sup> and this class of compounds are also expected to be good synthetic building blocks for functionalized three- to five-membered heterocyclic compounds via cycloaddition reactions. However, such types of cycloadditions have been less studied.<sup>2-5</sup> Here we wish to report several reactions of 1-azabutadienes to clarify the usefulness of the dienes in heterocyclic synthesis.<sup>6</sup>

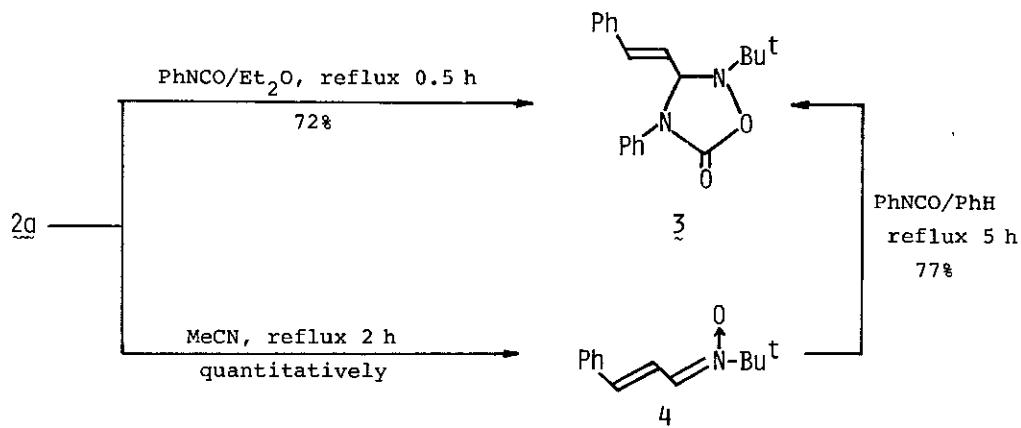
Selective oxidation of the imino function of the azadienes 1 leading to 3-alkenyloxaziridines 2 was observed upon treatment with m-chloroperbenzoic acid



	R <sup>1</sup>	R <sup>2</sup>		Yield (%)	[ <u>trans</u> : <u>cis</u> ]
<u>1a</u> :	Ph	<u>t</u> -Bu	<u>2a</u> :	87	[100 : 0]
<u>1b</u> :	Me	<u>t</u> -Bu	<u>2b</u> :	45	[100 : 0]
<u>1c</u> :	Ph	<u>i</u> -Pr	<u>2c</u> :	48	[ 90 : 10]
<u>1d</u> :	Ph	Me	<u>2d</u> :	20	[ 19 : 81]


(mCPBA). When the *N*-substituent was isopropyl or methyl group (1c or 1d), the product 2 was a mixture of *trans*- (major product) and *cis*-isomers, and exclusive formation of the *trans*-isomers 2a and 2b was caused by the bulky *tert*-butyl substituent.

Although the oxaziridines 2 were thermally unstable, they could be subjected to further reactions without isolation. After the usual workup, for example, the crude oxaziridine 2a was treated with phenyl isocyanate to give the oxadiazolidinone 3 in 72% yield. The oxaziridine 2a rearranged into the nitron 4 quantitatively in refluxing acetonitrile,<sup>7</sup> and 3 was also obtained from 4 and the isocyanate.



As oxaziridines are known to form various heterocyclic compounds by cycloaddition reactions,<sup>8</sup> this new class of oxaziridines seems to be useful as a building block for heterocycles having an alkenyl group.

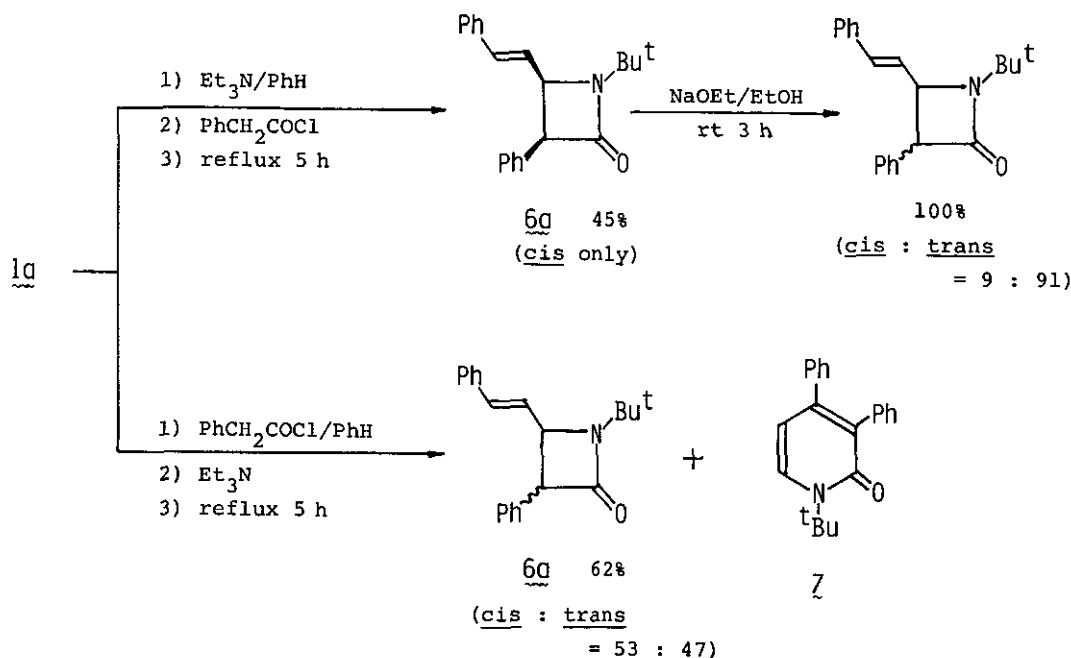
Oxidation of 1a with hydrogen peroxide in basic media, on the other hand, gave rise to the unstable imidoyloxirane 5, whose formation was only detected by NMR.



While several 1,4-cycloadditions of 1-azabutadienes with ketenes forming  $\delta$ -lactams (pyridone derivatives) are known,<sup>9-13</sup> 1,2-cycloadditions leading to  $\beta$ -lactams are also reported.<sup>2-4,13,14</sup> Here we further exemplified the tendency of alkenyl- $\beta$ -lactam formation of the azadienes.

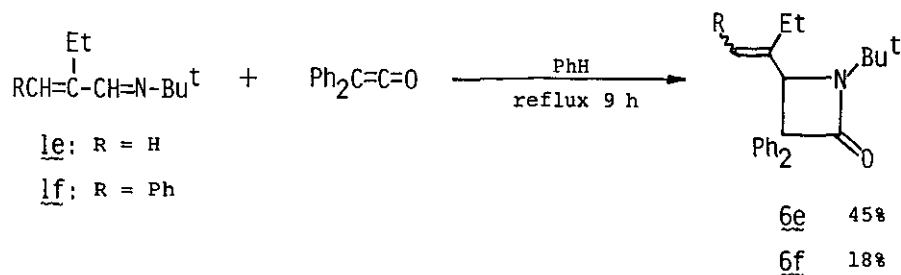
When the azadiene 1a was treated with phenylacetyl chloride in the presence of

triethylamine, the cis- $\beta$ -lactam 6a was exclusively obtained without any formation of the trans-isomer. In this case, the chloride was added very slowly to a refluxing benzene solution of 1a and the amine. On reverse addition of triethylamine and the chloride, stereoselectivity was reduced and a small amount of the pyridone derivative 7 was isolated. The higher stereoselectivity in the former case might be attributed to concerted cycloaddition of 1a to phenylketene generated in situ. The structures of cis- and trans-isomers were clarified by the coupling

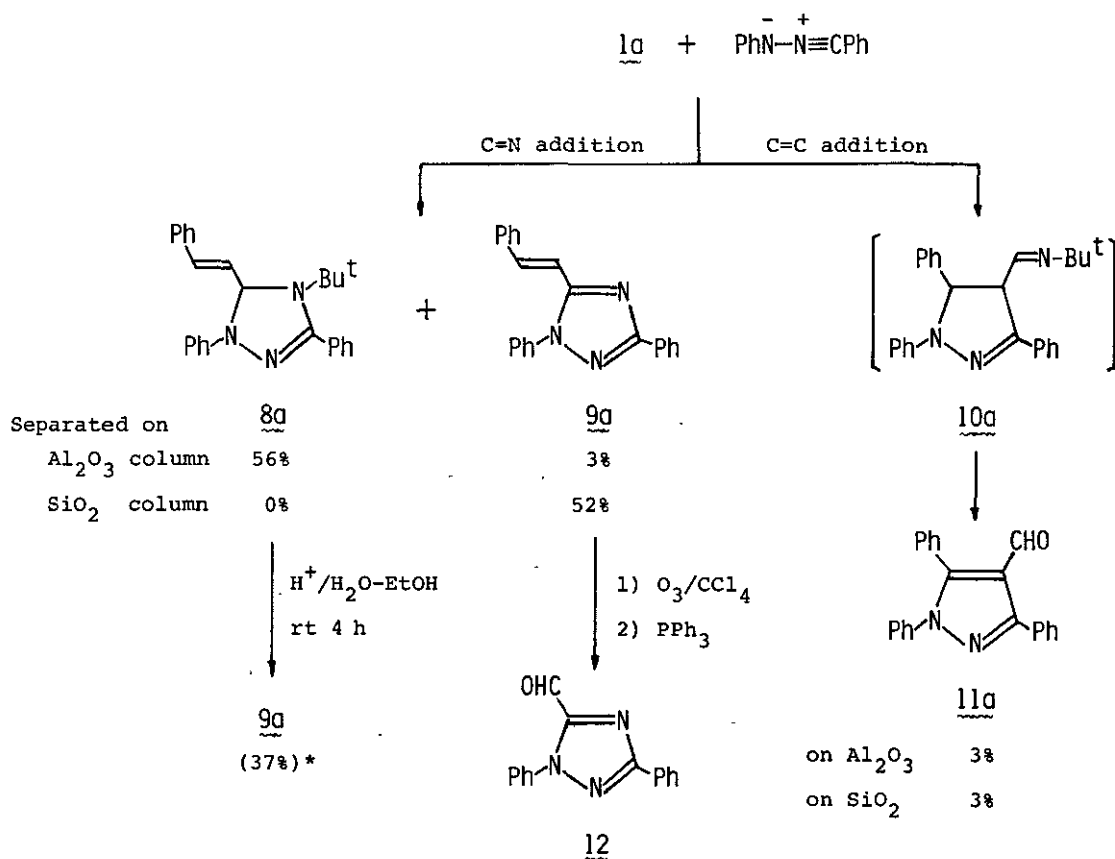


constants between the vicinal methine protons. Treatment of the cis-isomer with sodium ethoxide in ethanol caused ready rearrangement into the trans-isomer, which supported the structural assignment.

The formation of  $\beta$ -lactams was also observed for the reactions of the 3-substituted 1-azadienes 1e and 1f and diphenylketene.

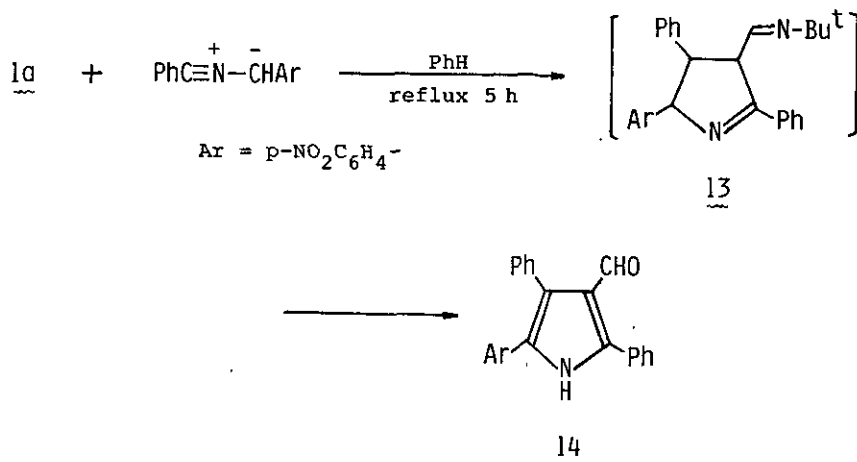


With 1,3-dipoles, the azadienes 1 are expected to form functionalized 5-membered heterocycles, one of which is known as formation of 5-styryl-1,2,4-oxadiazoline derivative from cinnamylideneaniline and benzonitrile oxide.<sup>5</sup> In the case with N-phenylbenzonitrile imine; which was generated in situ, cycloaddition across the C=N bond of 1 was observed along with a minor reaction across the C=C bond. The major product was isolated as the triazolone 8a after chromatographic treatment on an Al<sub>2</sub>O<sub>3</sub> column, but exclusive aromatization of 8a to the triazole 9a by de-tert-butylation was observed on a SiO<sub>2</sub> column. Oxidative aromatization was also observed for the minor adduct 10a which was isolated as the hydrolyzed product, the 4-formylpyrazole 11a. Acidic hydrolysis of the triazolone 8a gave the triazole 9a along with the hydrolyzed products. Oxidation of 9a with ozone followed by treatment with triphenylphosphine gave the 3-formyltriazole 12. However, the reaction of the azadiene 1b with the nitrile imine afforded only the corresponding triazole 9b in 22% yield.



\*[the other products: PhCH=CHCHO (37%), PhCONHBu<sup>t</sup> (38%), and PhNHNH<sub>2</sub> (42%)]

Benzonitrile *p*-nitrobenzylide was allowed to react with the azadiene 1a to give the formylpyrrole 14, which was formed by oxidative aromatization and hydrolysis of the C=C addition product 13, in 25% yield. No C=N addition (formation of styryl-imidazole or styrylimidazoline) was detected and 40% of 1a was recovered.



Thus 1-azabutadienes are shown to be a good building block for the three- to five-membered heterocycles having an alkenyl or a formyl substituent, which would provide them with possibility of a variety of further transformations.

#### EXPERIMENTAL

Melting points were determined on a Yanagimoto micro melting point apparatus and were uncorrected.  $^1\text{H}$  and  $^{13}\text{C}$  NMR spectra were obtained with JEOL JNM PMX-60 and JNM FX-90Q spectrometers in  $\text{CDCl}_3$ , unless otherwise noted, using TMS as an internal standard. IR spectra were taken on a JASCO IRA-1 spectrophotometer in Nujol mull. Mass spectrometry was performed on a Hitachi RMU-6E spectrometer at an ionizing voltage of 70 eV.

**Materials.** The azadienes 1a-d,f were prepared by condensation of the corresponding  $\alpha,\beta$ -unsaturated aldehydes and primary amines, and 1e was prepared according to our method.<sup>15</sup> Diphenylketene,<sup>16</sup> *N*-phenylbenzhydrazidoyl chloride,<sup>17</sup> and *N-p*-nitrobenzylbenzimidoyl chloride<sup>18</sup> were prepared by the known methods. Phenyl isocyanate was obtained from a commercial source and distilled prior to use. Commercially available *m*-chloroperbenzoic acid (mCPBA) was used without purification.

**Oxidation of the Azadienes 1.** To an ethereal solution (10 ml) of 1 (5-20 mmol) was added dropwise 1.3 equiv of mCPBA in ether (10-30 ml) under cooling with an 'ice

bath. The solution was gradually warmed to room temperature and was stirred for 1 h. The reaction mixture was then washed with sodium carbonate solution containing crushed ice and extracted (Et<sub>2</sub>O). The extract was dried (Na<sub>2</sub>SO<sub>4</sub>), and concentrated in vacuo to give an oily residue which was subjected to spectral analysis or to further reactions.

trans-2-tert-Butyl-3-(E)-styryloxaziridine (2a); NMR  $\delta$  1.13 (s, 9H, tBu), 4.23 (d,  $J = 7.6$  Hz, 1H, CH), 5.83 (dd,  $J = 7.6$  and 16.0 Hz, 1H, =CH), 6.83 (d,  $J = 16.0$  Hz, 1H, PhCH=), 7.0-7.5 (m, 5H, Ph); MS  $m/e$  203 (M<sup>+</sup>).

trans-2-tert-Butyl-3-(E)-(1-propenyl)oxaziridine (2b); NMR  $\delta$  1.13 (s, 9H, tBu), 1.77 (dd,  $J = 6.0$  and 1.2 Hz, 3H, Me), 4.13 (d,  $J = 7.0$  Hz, 1H, CH), 5.27 (ddq,  $J = 7.0, 15.6$  and 1.2 Hz, 1H, =CH), 6.13 (dq,  $J = 15.6$  and 6.0 Hz, 1H, MeCH=).

trans-2-Isopropyl-3-(E)-styryloxaziridine (2c); NMR  $\delta$  1.16 and 1.27 (each d, 6H, Me), 1.9-2.6 (m, 1H, CHMe<sub>2</sub>), 4.17 (d,  $J = 7.2$  Hz, 1H, CH), 5.93 (dd,  $J = 7.2$  and 16.2 Hz, 1H, =CH), 6.97 (d,  $J = 16.2$  Hz, 1H, PhCH=), 7.2-7.5 (m, 5H, Ph); the cis-isomer of 2c was characterized by a doublet at  $\delta$  4.65 ( $J = 7.2$  Hz) and the ratio of trans : cis = 9.2 : 1.

trans-2-Methyl-3-(E)-styryloxaziridine (2d); NMR  $\delta$  2.80 (s, 3H, Me), 4.10 (d,  $J = 7.2$  Hz, 1H, CH), 5.87 (dd,  $J = 7.2$  and 16.0 Hz, 1H, =CH), 6.97 (d,  $J = 16.0$  Hz, 1H, PhCH=), 7.1-7.5 (m, 5H, Ph); the cis-isomer was characterized by a doublet at  $\delta$  4.62 ( $J = 7.2$  Hz) and a doublet of doublets at  $\delta$  6.17 ( $J = 7.2$  and 16.0 Hz) and the ratio of trans : cis = 4.4 : 1.

Oxidation of 1a under basic conditions was performed as follows: to a solution of potassium hydroxide (400 mg) and hydrogen peroxide (30% solution, 2 ml) in EtOH (10 ml) was added 1a (1.87 g, 10 mmol) and the mixture was allowed to stand for 12 h at room temperature. The reaction mixture was extracted (Et<sub>2</sub>O-saturated NaCl solution) and an oily material, obtained by concentration of the ethereal layer, was proved to contain 1-N-tert-butylimidoyl-2-phenyloxirane (5) by NMR (yield 15%): NMR  $\delta$  1.30 (s, 9H, tBu), 3.55 (dd,  $J = 2.0$  and 7.0 Hz, 1H, CH), 3.93 (d,  $J = 2.0$  Hz, 1H, CH), 7.0-7.6 (m, 6H, Ph and =CH).

The Reaction of the Oxaziridine 2a with Phenyl Isocyanate. To an ethereal solution (10 ml) containing 2a (2.64 g, 13 mmol determined by NMR) was added dropwise the isocyanate (3.7 g, 31 mmol) in ether (10 ml) at room temperature and the mixture was refluxed for 0.5 h. Concentration of the reaction mixture gave a crystalline solid, whose CH<sub>2</sub>Cl<sub>2</sub>-soluble part gave 3.0 g (72%) of 2-tert-butyl-4-phenyl-3-(E)-styryl-1,2,4-oxadiazolidin-5-one (3) as colorless columns: mp 164-165

°C, IR 1720  $\text{cm}^{-1}$  (C=O); NMR  $\delta$  1.27 (s, 9H, tBu), 5.53 (d,  $\underline{J}$  = 6.0 Hz, 1H, CH), 6.18 (dd,  $\underline{J}$  = 6.0 and 16.0 Hz, 1H, =CH), 6.70 (d,  $\underline{J}$  = 16.0 Hz, 1H, PhCH=), 6.9-7.9 (m, 10H, 2Ph); MS  $m/e$  322 ( $M^+$ ).

Anal. Calcd for  $\text{C}_{20}\text{H}_{22}\text{N}_2\text{O}_2$ : C, 74.51; H, 6.88; N, 8.69. Found: C, 74.26; H, 6.88; N, 8.73.

Thermal Rearrangement of 2a. The crude oxaziridine 2a (8 mmol by NMR) in acetonitrile (20 ml) was heated at reflux for 2 h. Concentration of the reaction mixture gave cinnamylidene-N-tert-butylamine N-oxide (4) quantitatively: mp 84.5-85 °C (colorless needles from ether-hexane);  $^1\text{H}$  NMR  $\delta$  1.30 (s, 9H, tBu), 6.80 (d,  $\underline{J}$  = 16.2 Hz, 1H, PhCH=), 7.0-7.5 (m, 6H, Ph and CH=N), 7.83 (dd,  $\underline{J}$  = 16.2 and 9.0 Hz, 1H, =CH);  $^{13}\text{C}$  NMR ( $\text{CDCl}_3$ ) ppm: 28.0 (q), 68.8 (s), 119.6 (d), 126.8 (d), 128.5 (d), 131.0 (d), 136.4 (s), 136.9 (d), 151.7 (d); MS  $m/e$  203 ( $M^+$ ).

Reaction of the Nitron 4 and Phenyl Isocyanate. To a solution of 4 (1.0 g, 5 mmol) in benzene (10 ml) was added the isocyanate (0.6 g, 5 mmol) in benzene (10 ml) and the solution was heated at reflux for 5 h to give the oxadiazolidinone 3 in 77% yield.

Reaction of the Azadiene 1a with Phenylketene. To a solution of 1a (950 mg, 5.1 mmol) and triethylamine (1.11 g, 11.0 mmol) in benzene (15 ml) was added dropwise phenylacetyl chloride (1.55 g, 10.0 mmol) in benzene (10 ml) under reflux and was heated for 5 h. The reaction mixture was washed ( $\text{H}_2\text{O}$ ) and extracted (benzene). The extract was dried ( $\text{Na}_2\text{SO}_4$ ) and chromatographed ( $\text{SiO}_2$  / a 1:1 mixture of benzene- $\text{CHCl}_3$ ) to give 680 mg (45%) of cis-1-tert-butyl-3-phenyl-4-(E)-styrylazetididin-2-one (6a). When the amine (1.0 g, 9.9 mmol) in benzene (10 ml) was added to a refluxing solution (15 ml) of 1a (940 mg, 5.0 mmol) and the acetyl chloride (1.55 g, 10.0 mmol), 500 mg (33%) of cis-6a (eluted with benzene) and 440 mg (29%) of trans-6a (eluted with  $\text{CHCl}_3$ ) were obtained after the same workup as above. The fraction eluted with a 1:1 mixture of benzene-hexane was subjected to preparative TLC to afford 61 mg (4%) of 1-tert-butyl-3,4-diphenyl-2-pyridone (7), which was identified with an authentic sample.

The cis- $\beta$ -lactam 6a: mp 108-109 °C (colorless needles from benzene-hexane); IR 1720 (C=O) and 1640  $\text{cm}^{-1}$  (C=C); NMR ( $\text{C}_6\text{D}_6$ )  $\delta$  1.30 (s, 9H, tBu), 4.20 (dd,  $\underline{J}$  = 8.4 and 4.6 Hz, 1H,  $\alpha$ -CH), 4.38 (d,  $\underline{J}$  = 4.6 Hz, 1H,  $\beta$ -CH), 5.73 (dd,  $\underline{J}$  = 8.4 and 15.8 Hz, 1H, =CH), 6.42 (d,  $\underline{J}$  = 15.8 Hz, 1H, =CHPh), 6.9-7.5 (m, 10H, 2 Ph); MS  $m/e$  305 ( $M^+$ ).

Anal. Calcd for  $\text{C}_{21}\text{H}_{23}\text{NO}$ : C, 82.58; H, 7.59; N, 4.59. Found: C, 82.29; H, 7.56; N, 4.58.

The trans- $\beta$ -lactam 6a: mp 165-168°C (colorless needles from EtOH); IR 1720 (C=O) and 1640  $\text{cm}^{-1}$  (C=C); NMR  $\delta$  1.37 (s, 9H, tBu), 3.87 (d,  $J = 2.0$  Hz, 1H,  $\alpha$ -CH), 4.10 (dd,  $J = 2.0$  and 8.0 Hz, 1H,  $\beta$ -CH), 6.23 (dd,  $J = 8.0$  and 16.0 Hz, 1H, =CH), 6.60 (d,  $J = 16.0$  Hz, 1H, PhCH=); MS  $m/e$  305 ( $M^+$ ).

Anal. Calcd for  $C_{21}H_{23}NO$ : C, 82.58; H, 7.59; N, 4.59. Found: C, 82.29; H, 7.64; N, 4.56.

Treatment of the cis- $\beta$ -Lactam 6a with Sodium Ethoxide. The cis-isomer 6a (254 mg, 0.83 mmol) was added to a solution of sodium ethoxide (0.92 mmol) in EtOH (10 ml) and the mixture was stirred for 3 h at room temperature. Then the mixture was poured onto ice-water to afford the crystalline material (260 mg), which was proved to be a mixture of the cis- and trans- $\beta$ -lactams 6a (1:9 by NMR).

Reactions of 1-Azadienes 1e and 1f with Diphenylketene. To a solution of 1-tert-butyl-3-ethyl-1-aza-1,3-butadiene (1e, 1.04 g, 7.5 mmol) in benzene (10 ml) was added dropwise diphenylketene (3.03 g, 15.6 mmol) in benzene (10 ml) and the mixture was refluxed for 9 h. After removal of the solvent, the residue was chromatographed ( $\text{SiO}_2$ -a 1:1 mixture of benzene and hexane) to give 1.12 g (45%) of 4-(but-1-en-2-yl)-1-tert-butyl-3,3-diphenylazetid-2-one (6e): mp 119-120 °C (colorless plates from hexane); IR 1720 (C=O) and 1600  $\text{cm}^{-1}$  (C=C); NMR  $\delta$  0.77 (t, 3H, Me), 1.33 (s, 9H, tBu), 1.76 (q, 2H,  $\text{CH}_2$ ), 4.85 (s, 1H, CH), 4.92 (br s, 1H, =CHH), 5.20 (br s, 1H, =CHH), 7.0-7.7 (m, 10H, 2 Ph); MS  $m/e$  333 ( $M^+$ ).

Anal. Calcd for  $C_{23}H_{27}NO$ : C, 82.84; H, 8.16; N, 4.20. Found: C, 82.67; H, 8.19; N, 4.11.

Similarly, fractional recrystallization of the reaction mixture of 1-tert-butyl-3-ethyl-4-phenyl-1-aza-1,3-diene (1f, 2.33 g, 10.8 mmol) and the ketene (2.19 g, 10.8 mmol) gave 795 mg (18%) of 1-tert-butyl-3,3-diphenyl-4-(1-phenyl-but-1-en-2-yl)azetid-2-one (6f): mp 135-136 °C (colorless plates from hexane); IR 1720 (C=O) and 1600  $\text{cm}^{-1}$  (C=C); NMR  $\delta$  1.07 (t, 3H, Me), 1.43 (s, 9H, tBu), 2.1 (m, 2H,  $\text{CH}_2$ ), 4.97 (s, 1H, CH), 6.43 (s, 1H, =CH), 6.6-7.7 (m, 15H, Ph); MS  $m/e$  409 ( $M^+$ ).

Anal. Calcd for  $C_{29}H_{31}NO$ : C, 85.04; H, 7.63; N, 3.42. Found: C, 85.19; H, 7.61; N, 3.50.

The Reaction of the Azadienes 1 and the Nitrile Imine. To a solution of the azadiene (1a, 940 mg, 5.0 mmol) and N-phenylbenzhydrazidoyl chloride (1.16 g, 5.0 mmol) in benzene (15 ml) was added triethylamine (530 mg, 5.2 mmol) in benzene (5 ml) and the mixture was heated at reflux for 7 h. The resulting mixture was extracted (benzene), dried ( $\text{Na}_2\text{SO}_4$ ), and chromatographed ( $\text{Al}_2\text{O}_3$ -a 1:1 mixture of



benzene-hexane) to give 1.05 g (56%) of 4-tert-butyl-1,3-diphenyl-5-(E)-styryl-1,2,4-triazoline (8a), 48 mg (3%) of 1,3-diphenyl-5-(E)-styryl-1,2,4-triazole (9a), and 76 mg (3%) of 4-formyl-1,3,5-triphenylpyrazole (11a) which was purified as 2,4-dinitrophenylhydrazone. When the separation was done by chromatography on a silica gel, 840 mg (52%) of 9a and 75 mg (3%) of 11a were isolated.

Similarly 1,3-diphenyl-5-(E)-(1-propenyl)-1,2,4-triazole (9b) was obtained from the azadiene 1b (630 mg, 5.0 mmol), the hydrazidoyl chloride (1.16 g, 5.0 mmol), and triethylamine (520 mg, 5.1 mmol) after column chromatography (SiO<sub>2</sub>-benzene).

The triazoline 8a: mp 145 °C (dec) (yellow needles from EtOH); IR 1600 cm<sup>-1</sup>; <sup>1</sup>H NMR δ 1.17 (s, 9H, tBu), 5.93 (d, J = 5.6 Hz, 1H, CH), 6.17 (dd, J = 5.6 and 16.0 Hz, 1H, =CH), 6.77 (d, J = 16.0 Hz, 1H, PhCH=), 7.1-7.8 (m, 15H, 3 Ph); <sup>13</sup>C NMR (CDCl<sub>3</sub>) ppm: 153.0 (s, N=C-N), 118.6 (d, PhCH=), 112.8 (d, CH=), 78.4 (d, N-C-N); MS m/e 381 (M<sup>+</sup>).

Anal. Calcd for C<sub>26</sub>H<sub>27</sub>N<sub>3</sub>: C, 81.85; H, 7.13; N, 11.02. Found: C, 81.63; H, 6.93; N, 11.00.

The triazole 9a: mp 145-147 °C (colorless needles from benzene); IR 1635 cm<sup>-1</sup>; <sup>1</sup>H NMR δ 6.83 (d, J = 16.0 Hz, 1H, =CH), 7.83 (d, J = 16.0 Hz, 1H, PhCH=), 7.2-7.4 and 8.2-8.4 (m, 15H, 3 Ph); <sup>13</sup>C MMR (CDCl<sub>3</sub>) ppm: 161.9 (s, N=C-N), 153.3 (s, N=C-N), 111.9 (d, =CH); MS m/e 323 (M<sup>+</sup>).

Anal. Calcd for C<sub>22</sub>H<sub>17</sub>N<sub>3</sub>: C, 81.71; H, 5.30; N, 13.00. Found: C, 81.72; H, 5.18; N, 12.90.

The characteristic absorption of the pyrrole 11a is 1675 cm<sup>-1</sup> (C=O) in the IR spectrum and a singlet at δ 9.75 (in CDCl<sub>3</sub>) in the NMR spectrum; the 2,4-dinitrophenylhydrazone of 11a: mp 293-293.5 °C (reddish orange granules from DMF-acetonitrile); MS m/e 504 (M<sup>+</sup>).

Anal. Calcd for C<sub>28</sub>H<sub>20</sub>N<sub>6</sub>O<sub>4</sub>: C, 66.66; H, 4.00; N, 16.66. Found: C, 66.44; H, 3.90; N, 16.62.

The triazole 9b: mp 128-131 °C (colorless needles from benzene); IR 1650 cm<sup>-1</sup> (C=C); NMR δ 1.87 (dd, J = 8.0 and 1.4 Hz, 3H, Me), 6.20 (dq, J = 16.0 and 1.4 Hz, 1H, =CH), 6.7-8.3 (m, 11H, 2 Ph and MeCH=); MS m/e 261 (M<sup>+</sup>).

Acidic Hydrolysis of the Triazoline 8a. To a solution of 8a (140 mg, 0.38 mmol) in EtOH (10 ml) was added 5 ml of 1N hydrochloric acid and the mixture was stirred for 4 h at room temperature. After concentration, the residue was extracted (Et<sub>2</sub>O) to give cinnamaldehyde (37%) and the triazole 9a (37%). The aqueous layer was then made alkaline with sodium carbonate to afford N-tert-butylbenzamide (34%) and

phenylhydrazine (42%). All the products were identified with authentic samples by GLC and spectral analysis.

Oxidation of 9a with Ozone. Into a solution of 9a (160 mg, 0.5 mmol) in  $\text{CCl}_4$  (20 ml) was bubbled ozone at 0 °C until 9a disappeared in the NMR spectrum. Triphenylphosphine (260 mg, 1.0 mmol) was added to the reaction mixture and was concentrated to give 3-formyl-2,5-diphenyl-1,2,4-triazole (12), whose yield was 50% by NMR. An analytical sample was obtained by column chromatography ( $\text{SiO}_2\text{-CHCl}_3$ ) to give 45 mg (36%) of the triazole: mp 150-153 °C; IR 1695  $\text{cm}^{-1}$  (C=O); NMR  $\delta$  7.0-7.8 (m, 10H, 2 Ph), 9.97 (s, 1H, CHO); MS  $m/e$  249 ( $\text{M}^+$ ).

Reaction of the Azadiene 1a with the Nitrile Ylide. To a solution of 1a (940 mg, 5.0 mmol) and N-p-nitrobenzylbenzimidoyl chloride (1.38 g, 5.0 mmol) in benzene (20 ml) was added dropwise triethylamine (520 mg, 5.1 mmol) in benzene (10 ml) at room temperature and the mixture was stirred at reflux for 5 h. The resulting mixture was washed ( $\text{H}_2\text{O}$ ), dried ( $\text{Na}_2\text{SO}_4$ ), and chromatographed ( $\text{Al}_2\text{O}_3\text{-benzene}$ ) to give 280 mg (25% based on the reacted 1a) of 3-formyl-5-p-nitrophenyl-2,3-diphenylpyrrole (14): mp 275-276 °C (2,4-dinitrophenylhydrazone: reddish orange granules from DMF-MeCN); IR 1650  $\text{cm}^{-1}$  (C=O); NMR ( $\text{DMSO-d}_6$ )  $\delta$  7.1-8.1 (m, 14H, aromatic H), 9.57 (s, 1H, CHO), 12.1-12.5 (br, 1H, NH); MS  $m/e$  369 ( $\text{M}^+$ ).

#### ACKNOWLEDGMENT

The present work was partially supported by a Grant-in-Aid for special project research from the Ministry of Education, Science and Culture to whom our thanks are due.

#### REFERENCES

1. For a recent review, see; D. L. Boger, Tetrahedron, 39, 2869 (1983).
2. M. Sakamoto and Y. Tomimatsu, Yakugaku Zasshi, 90, 1386 (1970).
3. T. W. Doyle, B. Belleau, B-Y. Luh, C. F. Ferrari, and M. P. Cunningham, Can. J. Chem., 55, 468 (1977).
4. R. Zamboni and G. Just, Can. J. Chem., 57, 1945 (1979).
5. N. Singh, J. S. Sandhu, and S. Mohan, Tetrahedron Lett., 4453 (1968).
6. For the preparation of other types of heterocycles from 1-azadienes, see; M. Komatsu, S. Yamamoto, Y. Ohshiro, and T. Agawa, Tetrahedron Lett., 22, 3769 (1981); M. Komatsu, N. Harada, H. Kashiwagi, Y. Ohshiro, and T. Agawa, Phosphorus and Sulfur, 16, 119 (1983).

7. W. D. Emmons, J. Am. Chem. Soc., 79, 5739 (1967).
8. M. Komatsu, Y. Ohshiro, H. Hotta, M. Sato, and T. Agawa, J. Org. Chem., 39, 948 (1974); M. Komatsu, Y. Ohshiro, K. Yasuda, S. Ichijima, and T. Agawa, ibid., 39, 957 (1974).
9. R. Gompper, Angew. Chem., 81, 348 (1969).
10. T. Kato and T. Chiba, Yakugaku Zasshi, 89, 1464 (1969).
11. T. Kato, T. Chiba, and S. Tanaka, Chem. Pharm. Bull. (Tokyo), 22, 744 (1974).
12. M. Sakamoto, K. Miyazawa, K. Kuwabara, and Y. Tomimatsu, Heterocycles, 12, 231 (1979).
13. H. Moore and G. Huges, Tetrahedron lett., 23, 4003 (1982).
14. R. Gompper and K. P. Paul, unpublished observation, cf. Ref 1, p. 2870.
15. M. Komatsu, H. Ohgishi, S. Takamatsu, Y. Ohshiro, and T. Agawa, Angew. Chem., 94, 214 (1982); Angew. Chem. Intern. Ed. Engl., 21, 213 (1982).
16. H. Staudinger, Chem. Ber., 44, 1619 (1911).
17. R. Huisgen, M. Seidel, G. Wallbillich, and H. Knupfer, Tetrahedron, 17, 3 (1962).
18. R. Huisgen, H. Stangl, H. J. Sturm, and H. Wagenhofer, Angew. Chem., 74, 31 (1962).

Received, 2nd November, 1983