

HETEROCYCLES DIRECTLY LINKED TO 3-POSITION OF 1-BENZOPYRAN-4-ONES

Chandra Kanta Ghosh

Organic Chemistry Laboratory, Department of Biochemistry, Calcutta University,
Calcutta – 700 019, India

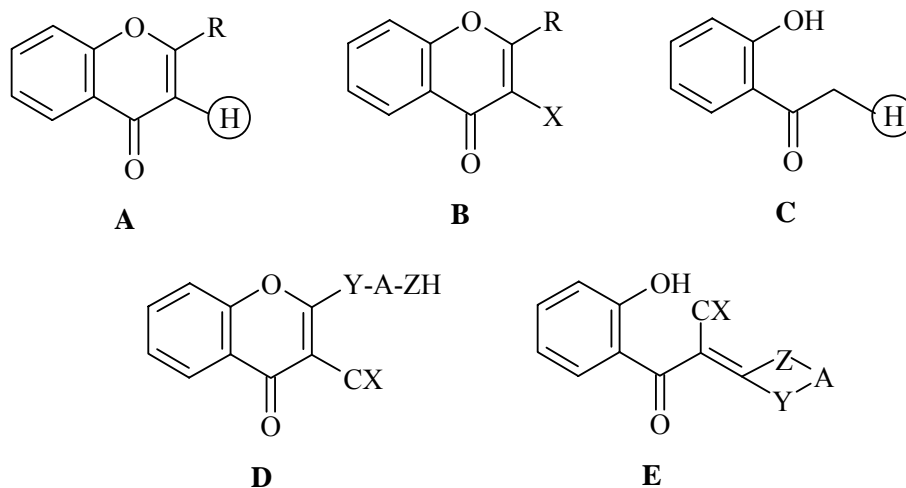
e-mail : chandrakantaghosh@rediffmail.com

Abstract – Syntheses and some important reactions of the title systems are reviewed.

1. INTRODUCTION

1-Benzopyran-4-one (chromone) moiety is a component of many biologically active substances of both natural and synthetic origins. Several other heterocyclic compounds are also bestowed with some biological activities. So a lot of interest centers on the synthesis and chemistry of a variety of heterocycles linked with or without any tether to the 2- or 3-position of a chromone moiety with the aim of obtaining molecules of potential medicinal applications. The present review gives an account of the synthesis and a few important reactions of the titled system **A** where the ring H representing a heterocycle of one or more than one like or unlike heteroatom is linked directly (not through any tether) to the 3-position of a chromone moiety. The general methods for construction of the assemblage **A** are (i) simple elaboration of an appropriate functional group X of 3-functionalised chromone **B** to a heterocyclic ring without affecting the chromone moiety, (ii) acylation of the ketomethylene group of ω -hetaryl-2-hydroxyacetophenone **C** followed by ring closure and (iii) preparation of the disubstituted chromone **D** with its CX being a functionality capable of intramolecular reaction with a phenolic hydroxy group, either or both of Y and Z heteroatomic species, Z a nucleophilic centre and A a 2-4 carbon chain. The system **C** can be obtained by (a) reaction of salicyloyl chloride with a heterocycle having an active methyl group as a substituent in the presence of a base and (b) nucleophilic substitution of bromine of *o*-hydroxyphenacyl bromide with an appropriate heterocycle. The aromatic ketone of the type **C** can also be prepared by Houben Hoesch synthesis involving a polyhydroxybenzene and a hetarylacetonitrile. The system **D** is mostly available from the appropriate chromone derivatives, and **D** gives rise to **A** *via* the intermediate **E**. Alkyl, alkoxy, halogen and many other substituents in the benzene ring of chromone remain unaffected in most of the

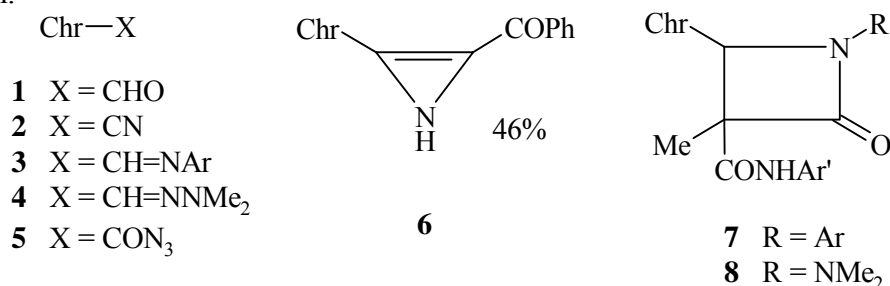
reactions by which the chromone system is transformed into titled system **A**. So a 2-unsubstituted 4-oxo-4*H*-1benzopyran-3-yl moiety having no or the above named substituents in the benzene ring is abbreviated as 'Chr' whereas 2-substituted one is drawn as such. This review presented in the following few sections and subsections based on the nature, number and relative position of the heteroatoms in the ring H, covers the literature upto Volume **139** of *Chemical Abstracts*.

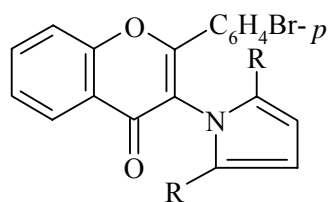


II. NITROGEN HETEROCYCLES

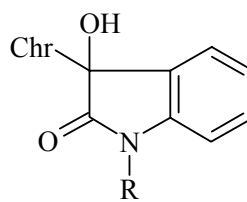
II.1. Heterocycles containing one N Atom

N-pyridinium phenacylide, prepared *in situ* from 1-phenacylpyridinium bromide under reflux in dry acetone containing anhydrous K_2CO_3 , undergoes nucleophilic 1,2-addition to the nitrile functionality of 3-cyanochromone (**2**) followed by cyclisation and isomerisation to give the 2-azirine (**6**) which due to extended π -conjugation is more stable than the corresponding 1-azirine.¹ The anil (**3**) (Ar = Ph, C_6H_4OMe-p) and hydrazone (**4**) on treatment with *N*-aroylalanine $Ar'CONHCH(Me)CO_2H$ (Ar' = C_6H_4X-p ; X = H, Me, OMe, Cl, Br, NO_2) in CH_2Cl_2 containing chlorosulfonylmethylene(dimethyl)-ammonium chloride give respectively the azetidin-2-ones (**7**) (85-90%)² and (**8**) (80-85%).³ 3-Amino-2-(4-bromophenyl)chromone condenses with 2,4-dimethoxytetrahydrofuran and hexa-2,5-dione in boiling Ac_2O to give 3-(1-pyrrolyl)flavones (**9**) and (**10**) respectively.⁴ Trimethylamine catalysed condensation of chromone with isatin or 1-alkylisatin (Baylis-Hillman reaction) in MeOH at room temperature gives the indole (**11**) (R = H, Me, $PhCH_2$) which on refluxing in acetic anhydride affords the indolo[2,3-*b*][1]-benzopyran system.⁵



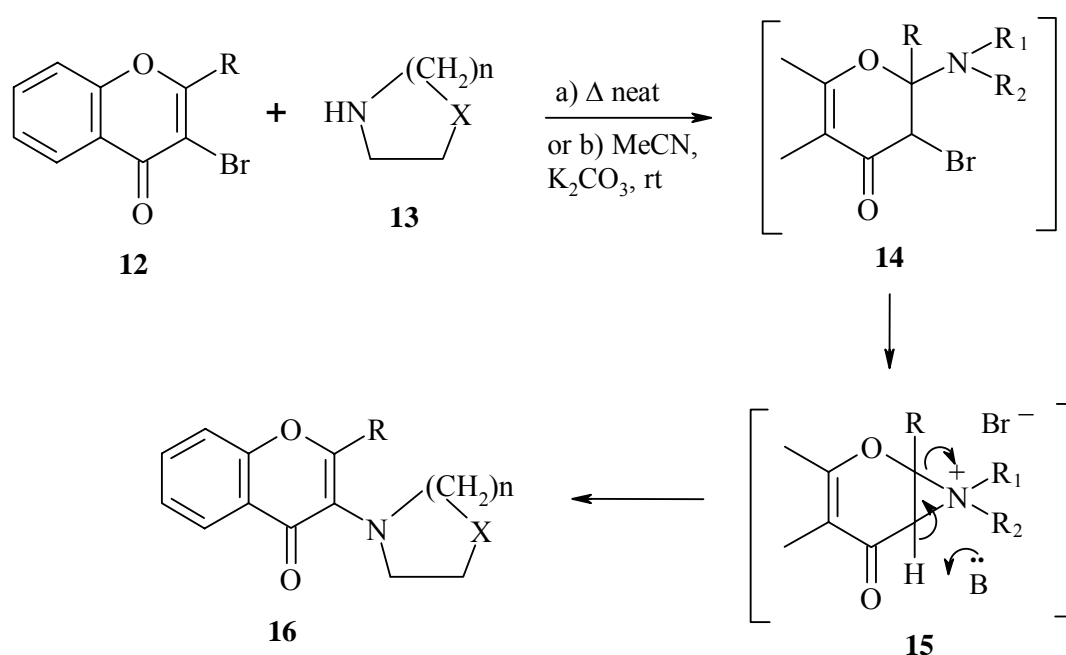


9 R = H, 28%
10 R = Me, 28%



11 R = H, 78%
 R = Me, 85%
 R = PhCH₂, 83%

3-Chlorochromone or 3-bromochromone (**12**) (R = H, Me) when either heated neat or treated in MeCN containing K₂CO₃ at room temperature with pyrrolidine (**13**) (n = 1, X = CH₂) gives 3-(1-pyrrolidinyl)-chromone (**16**).^{6,7} Here the secondary amine undergoes 1,4-addition to the α,β-unsaturated ketone functionality of **12**, the resultant adduct (**14**) by an intramolecular S_N2 reaction forms the aziridinium intermediate (**15**), the latter in the presence of a base collapsing to **16** (Scheme 1). The pyrrolidinylchromone (**16**) (R = H, Me; n = 1, X = CH₂) is also obtained by heating the appropriate 3,3-dibromochromanone in MeCN with pyrrolidine in the presence of K₂CO₃, the reaction involving nucleophilic substitution of one bromine of dibromochromanone by the secondary amine and subsequent dehydrobromination of the resultant 3-bromo-3-(1-pyrrolidinyl)chromanone.⁸ The heterocycles represented by the general structure (**16**) and synthesised from the appropriate 3-chloro(or bromo)-chromone and cyclic amine^{6,7} are listed in Table 1. The compounds (**16**) when prepared from 3,3-dibromochromanone and the cyclic secondary amine⁸ are obtained in 85% yield.



Scheme 1

Table 1. 3-(1-pyrrolidinyl-, 1-piperidinyl-, 1-morpholinyl- and 1-piperazinyl-) chromone (**16**)

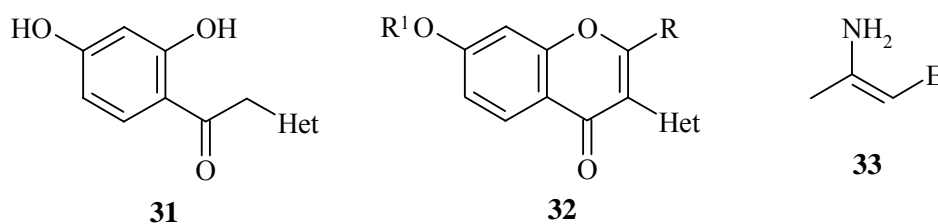
Entry	R	n	X	Method	Yield (%)	Ref.
1	H	1	CH ₂	b	43	7
2	Me	1	CH ₂	a	86	6
3	H	2	CH ₂	a	~ 80	6
4	H	2	CH ₂	b	70	7
5	Me	2	CH ₂	a	~ 80	6
6	H	2	O	a	~ 80	6
7	Me	2	O	a	72	6
8	H	2	NMe ₂	a	~ 80	6
9	Me	2	NMe ₂	a	45	6

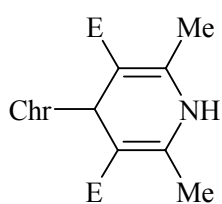
Nitrogen heterocycles result from the reaction of 3-formylchromone (**1**) with various bifunctional nucleophiles of the type (**17**) (R = H, Me, Ph; X = CO₂Et, CN).^{9,10} The pyrrole (**23**) is obtained in 39-44% yield by heating 3-formylchromone (**1**) with ethyl 2-amino-2-phenylethanoate (**17**, R = Ph, X = CO₂Et) as well as ethyl 2-aminopropanoate (**17**, R = Me, X = CO₂Et) under reflux in toluene containing catalytic amount of *p*-toluenesulfonic acid. It is presumed to arise *via* initial condensation between the aldehyde (**1**) and amine (**17**) (X = CO₂Et) to **18** followed by hydrolysis of the tautomeric azomethine (**19**) to 3-aminomethylchromone (**20**). Interaction of **20** with a second molecule of 3-formylchromone (**1**) gives **21** that cyclises to the pyrrole (**23**). The alternative cyclisation of the azomethine (**22**) to **23** would represent a disfavoured process (Scheme 2).

Interaction of 3-formylchromone (**1**) with ethyl 2-aminoethanoate (**17**, R = H, X = CO₂Et) gives a mixture of the aroylpyrrole (**24**) and the chromone linked pyridine (**29**).^{9,10} The former arises through intramolecular Michael addition of the initially formed condensate (**26**) followed by pyran ring opening and prototopy (Scheme 3 – path *a*). Michael addition of a second molecule of **26** to the α,β -unsaturated carbonyl functionality of **26** with concomitant opening of the pyran ring gives **27** which through tautomerism (\rightarrow **28**), electrocyclisation and elimination of H₂NCH₂X produces **29** (Scheme 3 – path *b*). 2-Aminoethanonitrile (**17**, R = H, X = CN) with 3-formylchromone (**1**) produces the pyridine (**30**) in complete exclusion of the pyrrole (**25**).¹⁰

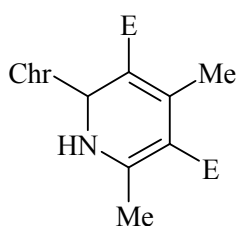
2,4-Dihydroxy- ω -(2-pyridyl)acetophenone (**31**) (Het = 2-pyridyl), obtained by Houben-Hoesch reaction between resorcinol and pyridine-2-acetonitrile, undergoes ring closure to give in \sim 80% yield the chromone (**32**) (R = R¹ = H) by ethyl orthoformate or formic-acetic anhydride and to **32** (R = Me, R¹ = Ac) by acetic anhydride in refluxing pyridine containing catalytic amount of piperidine.^{11,12} 3-Bromoflavone (**12**) [R = C₆H₄S(=O)₂Me-*p*], prepared from 2-hydroxy-4'-methylmercaptylchalcone by sequential treatment with iodine, NBS and oxone, gives the corresponding 3-(3-pyridyl)flavone (42%) on Pd(PPh₃)₄ catalysed Suzuki coupling with lithiated trimethyl pyridine-3-boronate in boiling PhMe - EtOH containing Na₂CO₃.¹³ The dihydroxyacetophenone (**31**) (Het = 2-quinolyl), derived from resorcinol and quinolin-2-acetonitrile, cyclises with refluxing HC(OEt)₃ or Ac₂O to give **32** (R = R¹ = H or R = Me, R¹ = Ac) in 80-86% yield.¹⁴

A cursory report on the formation of the 1,4-dihydropyridine (**34**) by reacting 3-formylchromone (**1**) with two molar proportion of β -aminocrotonic acid derivatives (**33**) in AcOH had been made.¹⁵ Later on, the same reaction of **1** with **33** (E = CO₂Me, CO₂Et) in acetic acid at 60°C is reported to give a mixture of the dihydropyridines (**34**) and (**35**), both of which can be dehydrogenated by manganese dioxide.¹⁶ 3-Formylchromone on condensation with methyl acetoacetate and liquor ammonia in boiling methanol is reported¹⁷ to give (**34**, E = CO₂Me), though the present author gets only the benzopyranopyridine (**36**) in complete exclusion of **34** from the above reaction.¹⁸ The dihydropyridine (**34**) (E = CO₂Et) is, however, obtained by heating on water bath a mixture of **33** (E = CO₂Et) and **37** (R = OEt) dissolved in DMF and it is smoothly dehydrogenated by palladised charcoal.¹⁹ The piperidinylchromone (**16**) (R = H, n = 2, X = CH₂) (Table 1 – entries 3 and 4), obtainable by heating 3-bromochromone^{6,7,20,21} as well as 3,3-dibromochromanone⁸ with piperidine, on treatment with oxalic acid gives chromone.²¹ 1-(2-Hydroxy-phenacyl)pyridinium bromide on refluxing in Ac₂O forms 1-(2-methyl-4-oxo-4*H*-1-benzopyran-3-yl)-pyridinium bromide (60%).²²

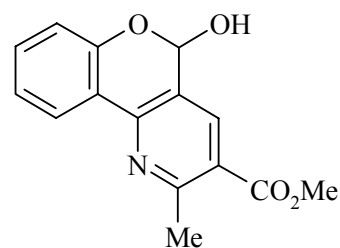




34 E = CO₂Me, 70%
E = CO₂Et, 51%

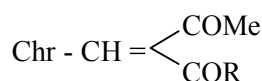


35 E = CO₂Me, 19%
E = CO₂Et, 23%



36 43%

Substituent E	Yield (%) of	
	34	35
CO ₂ Me	70	19
CO ₂ Et	51	23



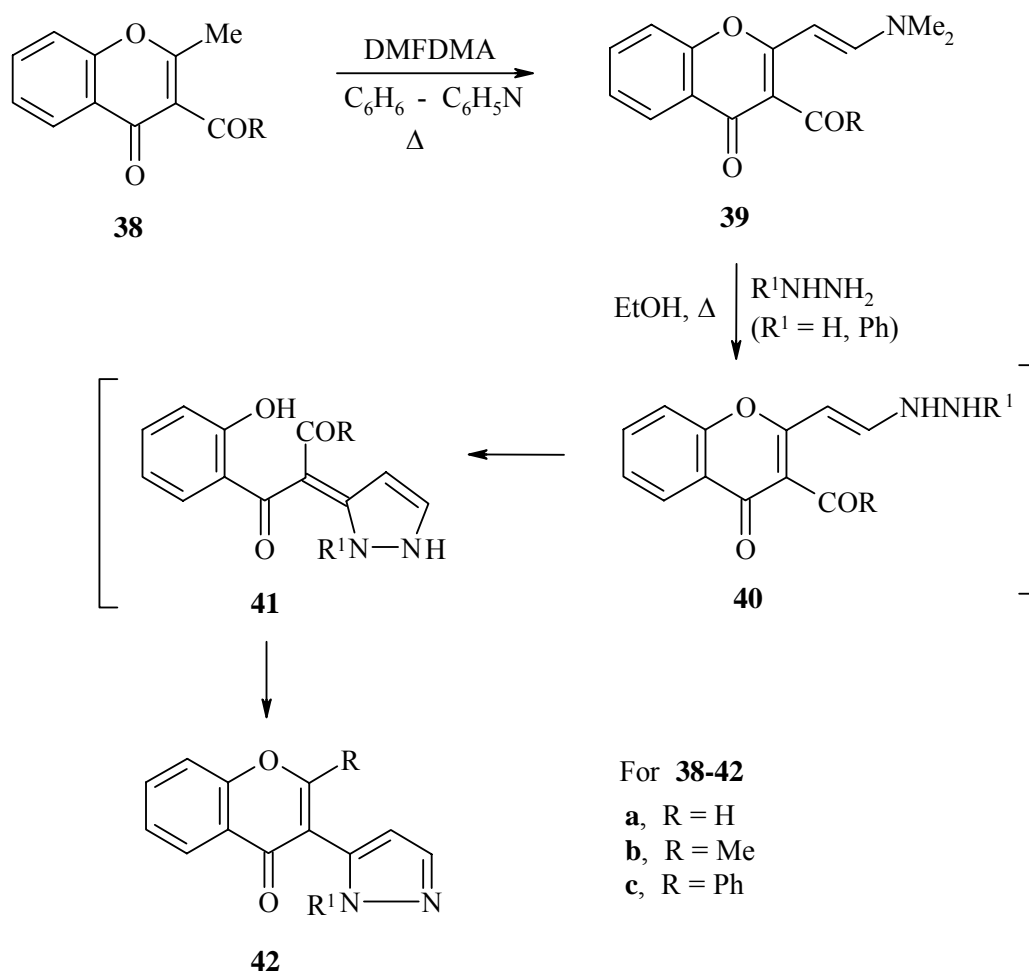
37

II.2. Heterocycles containing two N Atoms

II.2.1. Pyrazoles

3-Acyl-2-methylchromone (**38**) on warming with dimethylformamide dimethyl acetal (DMFDMA) in benzene-pyridine gives the enamine (**39**) in 53-66% yield. Hydrazine well as phenylhydrazine in refluxing ethanol undergoes 1,6-addition to the $\alpha,\beta,\gamma,\delta$ -unsaturated carbonyl functionality of **39** with expulsion of dimethylamine, the resultant intermediate (**40**) by an intramolecular 1,4-addition followed by pyran ring opening (\rightarrow **41**) and recyclisation gives the pyrazole (**42**) (Scheme 4). Hydrazine gives an intractable tar with **39a** whereas the other two members (**39b** and **39c**) give the corresponding pyrazoles (**42**) ($R^1 = H$). All the members of the enamine (**39**) give with phenylhydrazine the corresponding 1-phenylpyrazoles (**42**) ($R^1 = Ph$).²³ 3-(β -Dimethylaminoacryloyl)chromone, derived from 3-acetylchromone and DMFDMA in boiling benzene, reacts with phenylhydrazine under reflux in ethanol giving a mixture of pyrazole (**42**) ($R = H, R^1 = Ph$) and 1-phenylamino-3-salicyloylpyridin-4(1*H*)-one.²⁴ The enamine (**39**) (CN in place of COR), derived likewise from 3-cyano-2-methylchromone and DMFDMA, gives under similar conditions the pyrazole (**42**) ($R = NH_2$) with H_2NNHR^1 ($R^1 = H, Ph$) by a mechanism similar to that depicted in Scheme 4.²⁵ The prepared pyrazoles (**42**) are tabulated in Table 2.

Various 3-(4-pyrazolyl)chromones have been synthesised by treating some simple condensates of the aldehyde (**1**) with diazoalkanes.²⁶⁻²⁸ All these syntheses are performed by treating the olefinic substrates dissolved in CH₂Cl₂ with an ethereal solution of excess diazoalkane at 5°C for 10-24 hr. Thus, **37** ($R = Me, Ph$) with CH₂N₂ affords a mixture of the pyrazole (**44**) and dihydrofuran (**45**). Here diazomethane undergoes 1,3-dipolar cycloaddition to the exocyclic olefinic bond of **37**; the resultant 1-pyrazoline intermediate (**43**) (non-isolable) undergoes (i) base catalysed deacetylation to **44**, diazomethane or **43** itself functioning as the base (Scheme 5 – path *a*) and (ii) a formal 1,5-sigmatropic shift of the carbonyl group accompanied by nitrogen extrusion to form **45** (path *b*). The 1-pyrazoline (**43**) derived from **37**

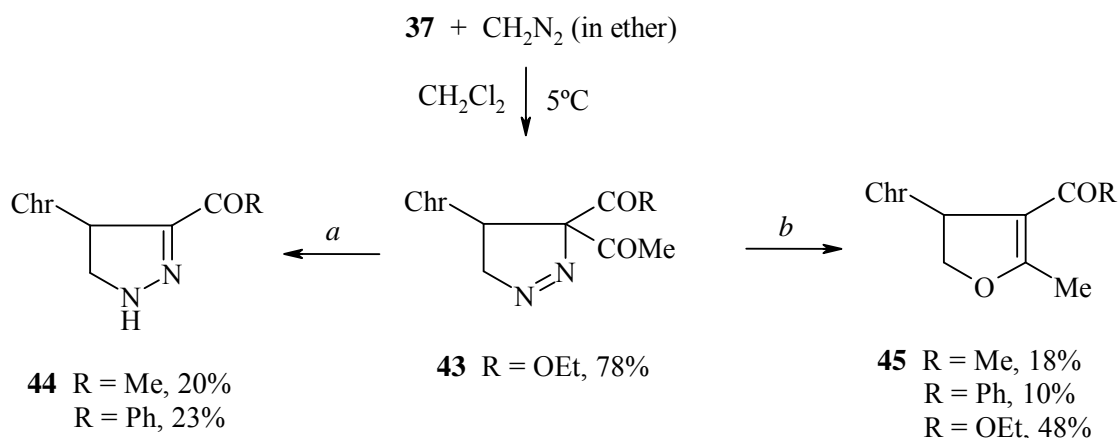


Scheme 4

Table 2. 5-(4-Oxo-4H-1-benzopyran-3-yl)pyrazoles (**42**)

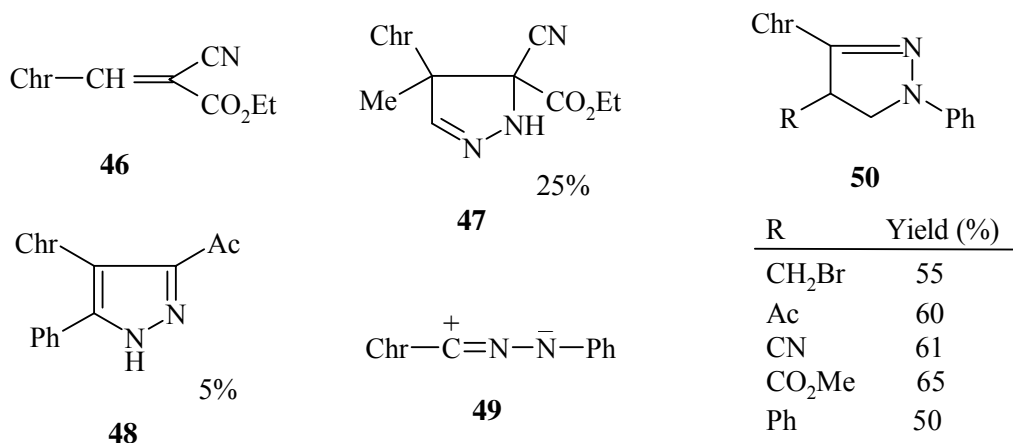
Substituents		Yield (%)	Ref.
R	R ¹		
H	H	—	23
Me	H	62	23
Ph	H	69	23
H	Ph	35	23
H	Ph	14	24
Me	Ph	79	23
Ph	Ph	82	23
NH ₂	H	62	25
NH ₂	Ph	66	25

(R = OEt) and diazomethane is isolable and this on heating at its melting point affords **45** (R = OEt) (path *b*) in complete exclusion of **44** (R = OEt) and any *C*-methylated product of **37** (R = OEt).²⁷



Scheme 5

The chromone derivative (**46**) on treatment with diazomethane gives a little amount of the pyrazoline (**47**)²⁷ (*vide infra*). The condensate (**37**) (R = Me) on treatment with phenyldiazomethane gives the pyrazole (**48**) along with other products²⁸ (*vide section III*). The nitrilimine (**49**) undergoes cycloaddition with CH₂=CHR (R = CH₂Br, COMe, CN, CO₂Me, Ph) in dry benzene at room temperature giving the pyrazoline (**50**).²⁹ Similar cycloaddition of DMAD with **49** also gives a pyrazole derivative.²⁹ Cyclisation of ω-hetarylresacetophenone (**31**) (Het = 1-phenylpyrazol-4-yl), obtained by reacting resorcinol with 1-phenylpyrazol-4-acetonitrile in the presence of hydrogen chloride, by acetylation in xylene at 130°C gives the pyrazole (**32**) (R = Me, R¹ = Ac).³⁰ The chalcone derived from 3-acetyl-2-methylchromone **38** (R = Me) and an aromatic aldehyde reacts with hydrazine or phenylhydrazine under reflux in EtOH giving in nearly 50% yield 2-methyl-3-(1-unsubstituted or 1-phenyl-5-aryl-4,5-dihydropyrazol-3-yl)chromone.³¹



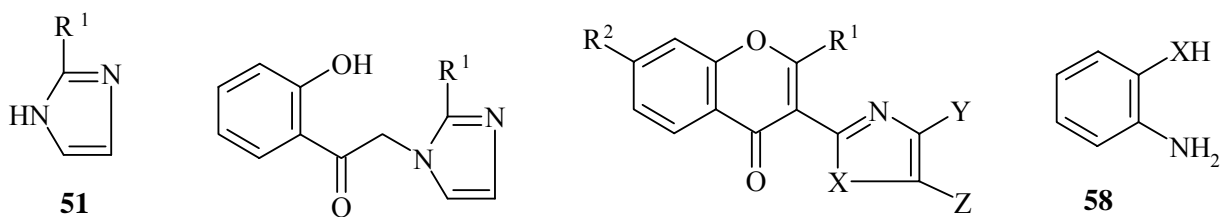
II.2.2. Imidazoles

ω -Bromo-2-hydroxyacetophenone on heating with the imidazole (**51**) ($R^1 = H, Me$) in DMF at 60°C gives the phenacylimidazole (**52**) which reacts with a boiling ethanolic solution of an aldehyde R^2CHO ($R^2 = H, Me, Ph$) giving the chromanone linked imidazole (**53**).³² The compound (**52**) ($R^1 = H$) gives **54** ($R^1 = R^2 = H$) with triethyl orthoformate, **54** ($R^1 = H, R^2 = Me$ or Ph) with acetic or benzoic anhydride³² under refluxing condition of the reagent used in excess. $ArCOCl$ [$Ar = C_6H_4Cl-2$ or $3, C_6H_4NO_2-3, C_6H_4OMe-3, C_6H_3(OMe)_2-3,5, C_6H_2(OMe)_3-3,4,5$] reacts with **52** ($R^1 = H$) ($ClCH_2CH_2Cl$, montmorillonite-KSF, Et_3N , rt) giving **54** ($R^1 = H, R^2 = Ar$) in 42-86% yield.³³ 2-Methyl(or 1,2-dimethyl)imidazole reacts with 2-acetoxy(or benzoxy)benzoyl chloride in MeCN- NEt_3 at room temperature to give the imidazole (**55**) ($X = NH$ or $NMe, R^1 = Me$ or $Ph, R^2 = H$) in 20-30% yield.³⁴ The benzimidazole (**56**) ($X = NH, NMe; R^1 = H, Me, CF_3; R^2 = OH, OAc, O_2CF_3$) is obtained in 60-99% yield by cyclisation of the hetarylacetophenone (**31**) (Het = 1-unsubstituted or 1-methylbenzimidazol-2-yl) respectively with $HC(OEt)_3, Ac_2O, (F_3CCO)_2O$ in pyridine at 2-3°C.³⁵

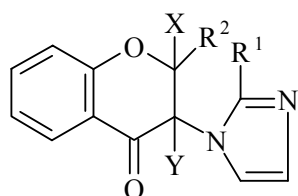
3-Formylchromone (**1**) on condensation with *o*-phenylenediamine (**58**) ($X = NH$) in refluxing benzene gives the dihydrotetraaza[14]annulene (**59**),³⁶ not the previously suggested 6,11-dihydro[1]benzopyrano-[2,3-*b*][1,5]benzodiazepin-13(5*aH*)-one.³⁷⁻³⁹ The compound (**59**) on oxidation with chloranil (xylene, Δ)³⁷ or refluxing nitrobenzene³⁹ or on digestion in acetic acid^{36,38} gives in nearly 85% yield the benzimidazole (**56**) ($X = NH, R^1 = R^2 = H$). It is cursorily reported that **1** when heated with **58** ($X = NH, NPh$) in the solvent medium RH ($R = OMe, OEt, OCH_2Ph, SPh, SCH_2Ph, NPh$ etc.) forms **60** which on treatment with chloranil in refluxing xylene gives **56** ($X = NH, NPh; R^1 = R^2 = H$).³⁶ The compound resulting from the treatment of acetal corresponding to the aldehyde (**1**) with *o*-phenylenediamine in benzene and subsequent digestion in acetic acid⁴⁰ should also be assigned the structure (**56**) ($X = NH, R^1 = R^2 = H$). The benzimidazole of the type (**56**) ($X = NPh, R^1 = NMe_2$) is obtained by reacting 2-dimethylamino-3-formylchromone with **58** ($X = NPh$) in acetic acid.⁴¹ A mixture of 3-formylchromone (**1**), benzil and ammonium acetate in refluxing acetic acid affords the trisubstituted imidazole (**57**) ($X = NH, R^1 = R^2 = H$) (63%).⁴²

II.2.3. Pyrimidines

The enamine (**39**) ($R = H, Me, Ph$) on reacting with guanidine carbonate in refluxing ethanol produces the corresponding 2-amino-4-(4-oxo-4*H*-1-benzopyran-3-yl)pyrimidine (**61**).²³ NH_4OAc as well as 2-amino-3-formylchromone (**63**) ($X = O$) on refluxing with 3-cyanochromone (**2**) in acetic acid affords the chromone linked pyrimidine (**65**).⁴³ The same pyrimidine (**65**) is also obtained by treating the aldehyde (**63**) ($X = O$) with *p*-toluenesulfonic acid in refluxing toluene⁴⁴ as well as by heating a solution of

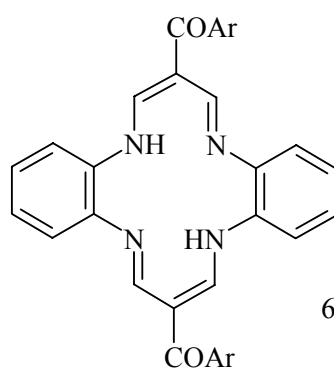


- 55** Y = Z = H
56 YZ = CH=CH-CH=CH
57 Y = Z = Ph



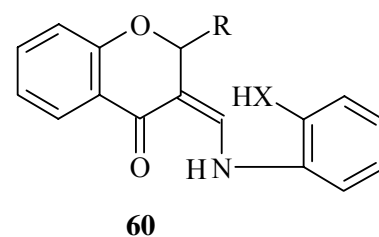
- 53** X = Y = H
54 XY = bond

Substituents		Yield (%)	
R	R ¹	53	54
H	H	55	87
Me	H	70	—
H	Me	82	83
H	Ph	75	77
Me	Ph	—	29

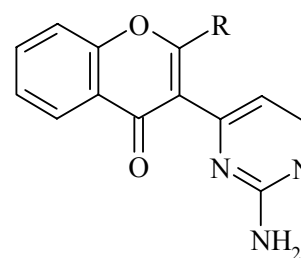


- 59** Ar = C₆H₄OH-*o*

60%

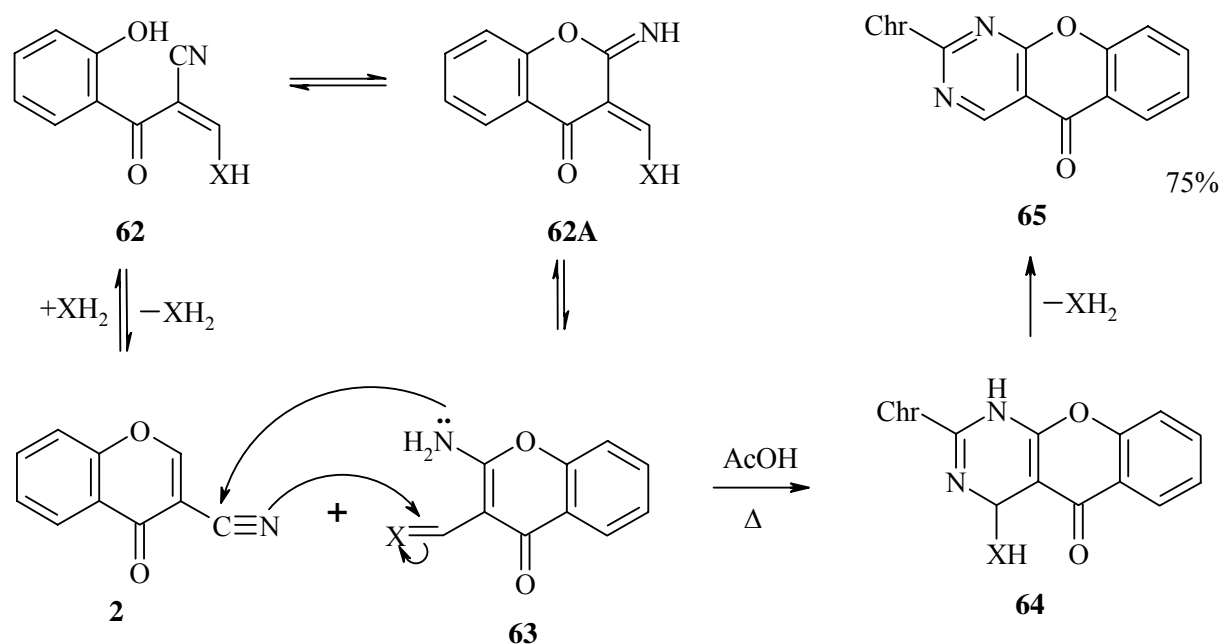


60



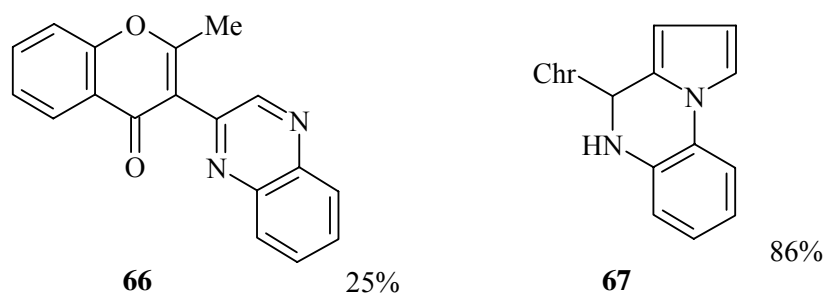
- 61** R = H, 42%
 R = Me, 46%
 R = Ph, 69%

2-amino-3-iminomethylchromone (**63**) (X = NC₆H₄ Me-*p*) in DMF.⁴⁵ The pyrimidine (**65**) is formed *via* the intermediate (**64**) resulting from the condensation of the nitrile (**2**) with 2-amino-4-oxo-4*H*-1-benzopyran-3-carboxaldehyde (**63**) (X = O) or its derivative (**63**, X = NC₆H₄ Me-*p*), both the reactants being interconvertible under the reaction conditions (Scheme 6). IR spectrum in KBr pellet of the compound (**63**) (X = NC₆H₄Me-*p*), assumed to arise from **2** and *p*-toluidine, shows the presence of NH, OH and CN groups compatible with the tautomeric structure (**62**) whereas ¹H-NMR spectrum indicates the compound to exist solely in its imino-enamine tautomeric form (**62A**) in its chloroform solution.⁴⁵ These findings support interconvertibility under suitable reaction conditions of **2** and **63** as envisaged in Scheme 6.



II.2.4. Pyrazines

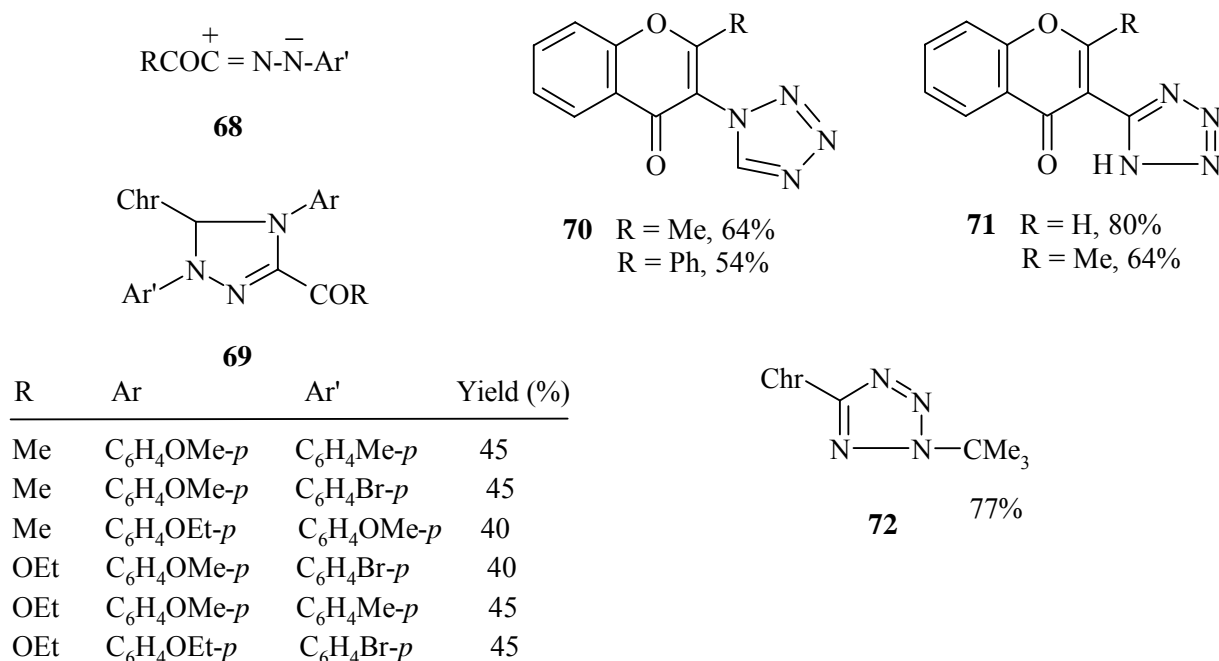
3-Bromo-2-methylchromone (**12**) (R = Me) with 1-methyl-1,4-diazacyclohexane (**13**) (n = 2, X = NMe) gives the piperazine (**16**) (Scheme 1, Table 1 – entry 9).⁶ Condensation of 3-bromoacetyl-2-methylchromone (**38**) (R = CH₂Br) with *o*-phenylenediamine (**58**) (X = NH) in refluxing EtOH containing AcONa is followed by air oxidation to afford the quinoxaline (**66**).⁴⁶ Acetic acid catalyzed condensation of 3-formylchromone with 1-(2-aminophenyl)pyrrole leads to the pyrrolo[1,2-*a*]quinoxaline (**67**).⁴⁷



II.3. Heterocycles containing three or more N atoms

The nitrilimine (**68**) (R = Me, OEt; Ar' = C₆H₄Me-*p*, C₆H₄Br-*p*), prepared *in situ* from the corresponding hydrazonoyl bromide in CHCl₃ by treatment with NEt₃ at 0-5°C, undergoes both [4+3] and [3+2] cycloaddition to the Schiff base (**3**), the latter process giving the 1,2,4-triazoline (**69**).⁴⁸ Ac₂O converts the acetophenone (**31**) (Het = 4-phenyl-1,2,4-triazol-3-yl) to the triazole (**32**) (R = Me, R¹ = Ac).⁴⁹ 3-(1-Tetrazolyl)chromone (**70**) (R = Me, Ph) is obtained by reacting the appropriately 2-substituted 3-aminochromone with sodium azide and ethyl orthoformate in AcOH.⁵⁰ 3-Cyanochromone (**2**) on

treatment with NaN_3 in THF containing anhydrous AlCl_3 gives the tetrazole (**71**) ($\text{R} = \text{H}$) which on treatment with dialkylamide $\text{R}^1\text{CONR}_2^2$ ($\text{R}^1 = \text{H}$, $\text{R}^2 = \text{Me}$, Et; $\text{R}^1 = \text{R}^2 = \text{Me}$) and POCl_3 in DMF at room temperature gives $\text{Chr-CONHN}=\text{C}(\text{R}^1)\text{NR}_2^2$ in $\sim 80\%$ yield, the latter being converted by NaNO_2 in AcOH at room temperature to the acid azide (**5**).^{51,52} The tetrazole (**71**) ($\text{R} = \text{H}$) on treatment with NaOH undergoes pyran ring opening and subsequent deformylation to give 5-(2-hydroxyphenacyl)tetrazole which on acetylation (Ac_2O , Δ) forms the tetrazole (**71**) ($\text{R} = \text{Me}$).⁵² The tetrazole (**71**) ($\text{R} = \text{H}$) reacts with *t*-butanol in $\text{CF}_3\text{CO}_2\text{H}$ in the presence of 95% H_2SO_4 to give the alkylated tetrazole (**72**).⁵²

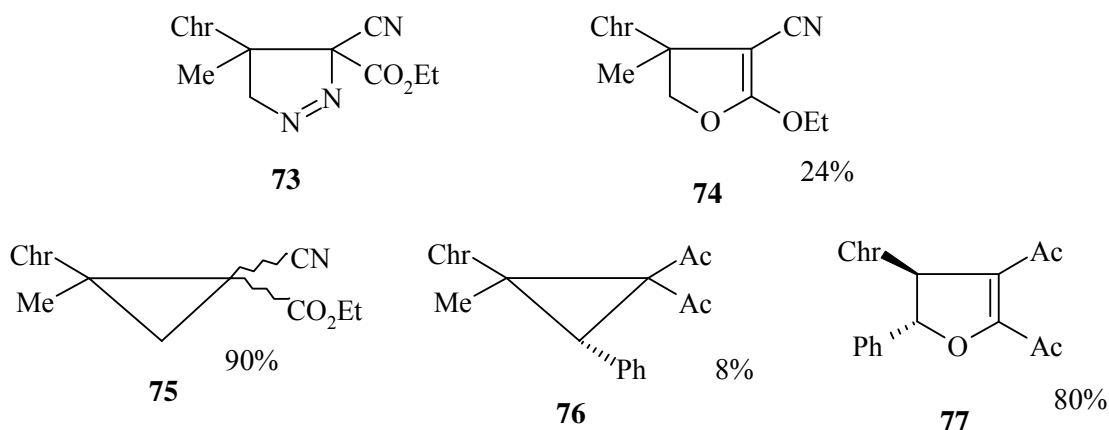


III. OXYGEN HETEROCYCLES

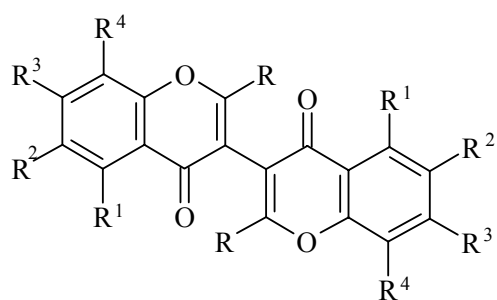
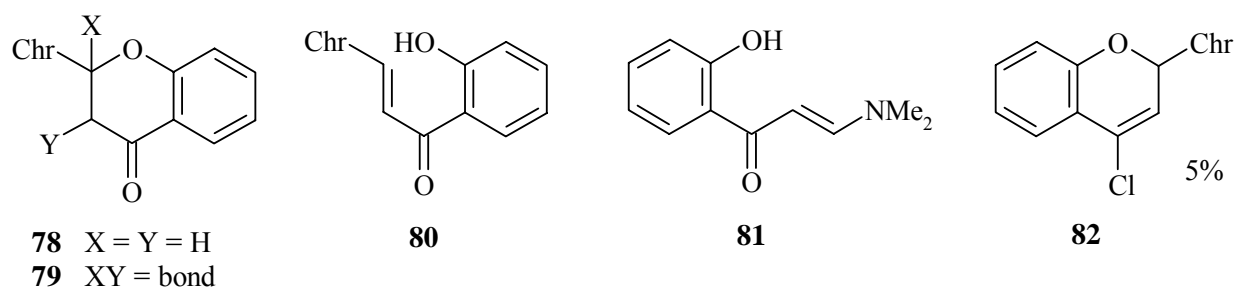
III.1. Heterocycles containing one O atom

Formation of chromonyldihydrofuran (**45**) by treating **37** ($\text{R} = \text{Me}$, Ph, OEt) with diazomethane has been mentioned in section II.2.1. Diazomethane brings about *C*-methylation of the cyano ester (**46**), the resultant β -methylacrylic ester reacts further with diazomethane furnishing *via* the 1-pyrazoline (**73**) (non-isolable), the 2-pyrazoline (**47**), the dihydrofuran (**74**) and a stereoisomeric mixture of the cyclopropane (**75**). The dihydrofuran (**74**) on heating in an oil bath at 180°C for 30 min. isomerises to cyclopropane (**75**) through a reversed alkoxy carbonylcyclopropane \rightarrow 5-alkoxy-2,3-dihydrofuran rearrangement.²⁷ The cyclopropane (**76**), derived from **37** ($\text{R} = \text{Me}$) and phenyldiazomethane, thermally ($\sim 200^\circ\text{C}$) rearranges to the *trans*-dihydrofuran (**77**).²⁸ The compound (**31**) (Het = 2-benzofuryl, 5-ethoxy-2-furyl), derived from resorcinol and the appropriate hetarylacetonitrile, on acetylation (Ac_2O , Δ) gives the furylchromone **32** ($\text{R} = \text{Me}$, $\text{R}^1 = \text{Ac}$).³⁰ The chalcone, prepared from 2-benzyloxyacetophenone and

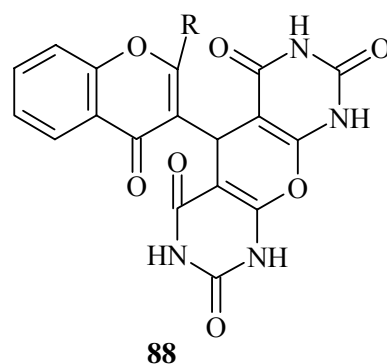
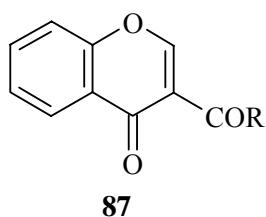
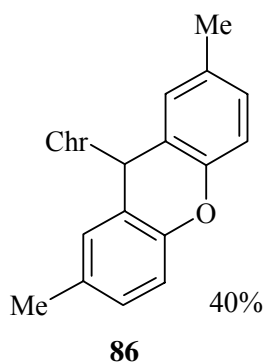
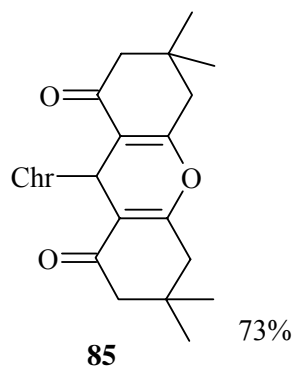
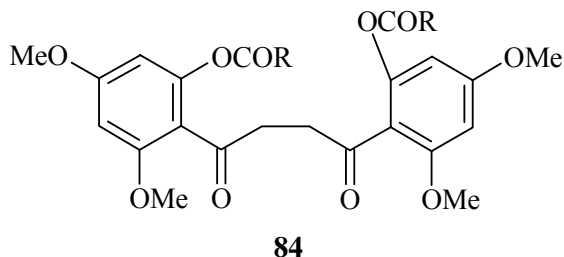
benzofuran-2-aldehyde, on epoxidation and subsequent treatment with $\text{BF}_3 \cdot \text{Et}_2\text{O}$ affords 3-(2-benzofuryl)chromone (~ 50%).^{53,54}



EtONa in refluxing EtOH brings about self-condensation of chromone to chromanylchromone (**78**) (44%).⁵⁵ 3-Formylchromone when refluxed in ethanol containing triethylamine⁵⁶ or stirred with neutral Brockman alumina in dichloromethane at room temperature⁵⁷ forms **78** respectively in 10 and 6% yields along with other products. In the preparation of 3-formylchromone by Vilsmeier-Haack reaction of *o*-hydroxyacetophenone, a small amount of the chromone derivative (**80**) is obtained as a byproduct which on heating with 83% H_3PO_4 gives **78** (20%).⁵⁸ 2-Hydroxychromanone when heated over its melting point transforms into **80** (51%) which on selenium dioxide oxidation in refluxing isoamyl alcohol gives the 3,2'-bichromone **79** (20%).⁵⁹ The enamine (**81**), prepared by refluxing a benzene solution of 2-hydroxyacetophenone and DMFDMA, on treatment with POCl_3 in dioxan at room temperature gives chromone (20%) and chlorochromone (**82**) (5%), the latter on oxidation with PDC in pyridine at room temperature gives the bichromone (**79**) (16%).⁶⁰ The enamine (**81**) on anodic oxidation in tetraethylammonium perchlorate – acetonitrile by controlled potential electrolysis gives 3,3'-bichromone (**83**) ($\text{R} = \text{R}^1 - \text{R}^4 = \text{H}$).⁶¹ Ullmann coupling of 3-bromo(or iodo)flavone catalysed by finely divided copper at 200-210°C^{62,63} or in the refluxing DMF medium⁶³ leads to 3,3'-biflavone **83** ($\text{R} = \text{C}_6\text{H}_4\text{X}-p$, $\text{X} = \text{NH}_2, \text{NO}_2, \text{Cl}, \text{OMe}$). Silylation of flavanones with $\text{Me}_3\text{SiNMe}_2$ in the presence of TsOH followed by treatment with Ag_2O also affords **83**.⁶⁴ The biflavone (**83**) ($\text{R} = \text{Ph}, \text{C}_6\text{H}_4\text{OMe}-p$; $\text{R}^1 = \text{R}^3 = \text{OMe}$; $\text{R}^2 = \text{R}^4 = \text{H}$) has been prepared via Baker-Venkatraman rearrangement ($\text{NaH}, \text{PhMe}, \Delta$) of the diester **84** prepared from phloroglucinol.⁶⁵ Condensation of 3-formylchromone with dimidone in pyridine at room temperature gives the oxygen heterocycle (**85**).⁶⁶⁻⁶⁸ 3-Formylchromone when heated at 80-100°C with *p*-cresol in the presence of anhydrous AlCl_3 gives the 9*H*-xanthene derivative (**86**).⁶⁹ 3-Acylchromone (**87**) ($\text{R} = \text{H}, \text{Me}, \text{Ph}$) condenses with barbituric acid in boiling $\text{AcOH}-\text{Ac}_2\text{O}$ to give the heterocycle (**88**) (~ 60%).⁶⁶



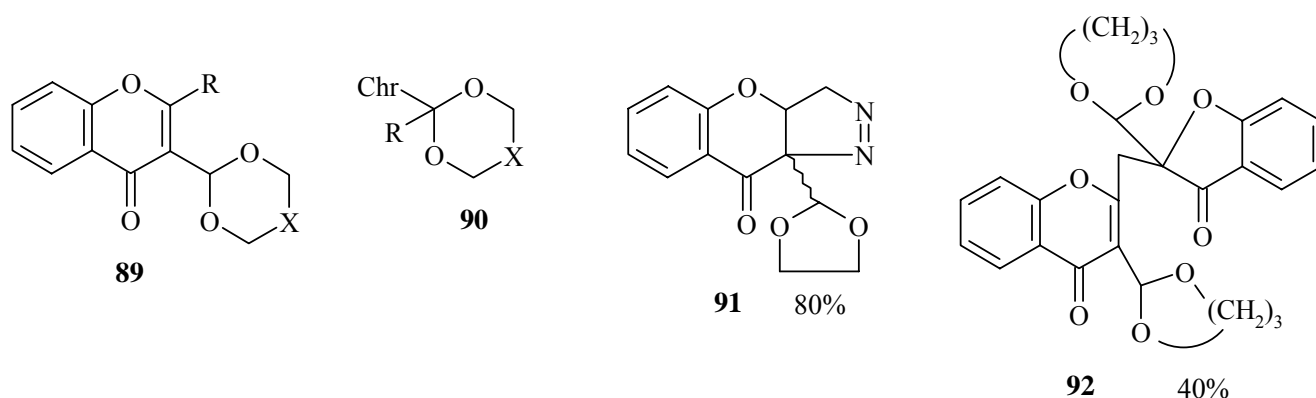
R	R ¹	R ²	R ³	R ⁴	Yield (%)
C ₆ H ₄ NH ₂ -4	H	Cl	H	H	75
C ₆ H ₄ NO ₂ -4	H	Cl	H	H	80
C ₆ H ₄ Cl-4	H	Cl	H	NO ₂	73
C ₆ H ₄ OMe-4	H	H	MeO	H	86
Ph	MeO	H	MeO	H	90
C ₆ H ₄ OMe-4	MeO	H	MeO	H	89
Ph	H	H	H	H	80



III.2. Heterocycles containing two O atoms

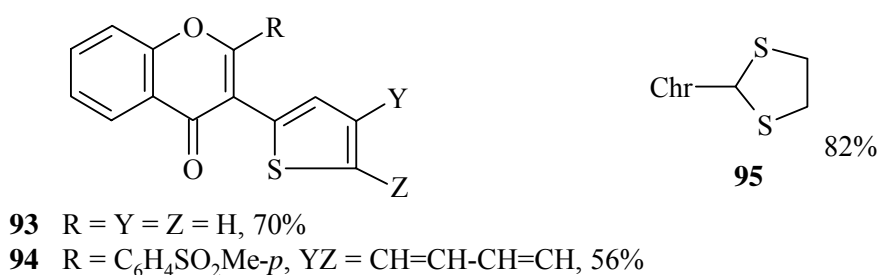
The aldehyde (**1**) with the diol HOCH₂-X-CH₂OH (X = bond, CH₂, CMe₂) under azeotropic conditions in refluxing C₆H₆ containing TsOH gives the acetal (**89**) (R = H) (~ 90%)^{40,70} whereas 3-acetyl(or benzoyl)-chromone gives a variable mixture of the acetal (**89**) and ketal (**90**) (R = Me or Ph).⁷⁰ Silica gel⁷¹ as well as clay⁷² mediated acetalisation of **1** also produces **89** (R = H, X = bond) in 71-91% yield. The acetal (**89**) (R = H, X = bond) gives with nitrogen nucleophiles the same products as are obtained from the corresponding aldehyde (**1**).⁴⁰ The acetal (**89**) (R = H, X = bond) gives with diazomethane the 1-pyrazoline (**91**) that survives crystallisation from ethyl acetate but yields on heating at 160-170°C the

acetal **89** (R = Me, X = bond) (70%) admixed with a little quantity (8%) of 5-salicyloylpyrazole; the latter compound can be had in a better yield (13%) by percolating a solution of **91** in ethyl acetate through a column of neutral Brockman alumina.⁷³ The acetal (**89**) (R = H) can be lithiated at pyran 2-position by LTMP in THF at -78°C and this lithiated compound (**89**) (R = Li) is capable of capturing an electrophile like ClCO_2Et , ClSiMe_3 , MeCHO , PhCOCN giving (**89**) [R = CO_2Et , SiMe_3 , $\text{MeCH}(\text{OH})$, PhCO]; LDA gives poor yields of these 2-substituted chromones and some intractable products. In every case, **89** (R as above, X = CH_2) is accompanied by the dimer (**92**) arising due to incomplete metalation of **89** (R = H, X = CH_2) and subsequent interaction of the metalated compound with the unmetalated one.⁷⁰



IV. SULPHUR HETEROCYCLES

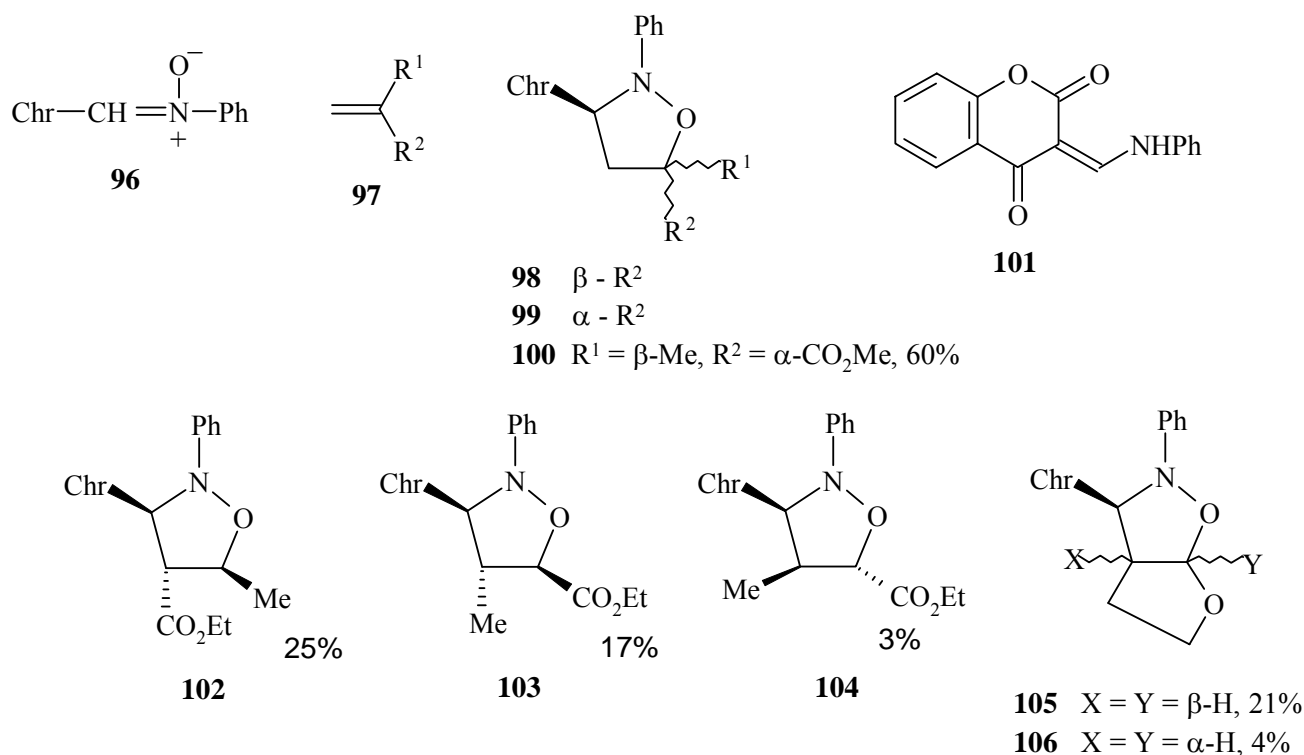
$\text{Pd}(\text{PPh}_3)_4$ catalysed Suzuki coupling in boiling PhMe-EtOH containing Na_2CO_3 of 3-iodochromone with 2-thienylboronic acid gives the thiophene **93**⁷⁴ and that of the bromoflavone **12** (R = $\text{C}_6\text{H}_4\text{SO}_2\text{Me-p}$) with benzthiophene-2-boronic acid gives **94**.¹³ *p*-Toluenesulphonic acid catalysed condensation of **1** with ethane-1,2-dithiol in refluxing C_6H_6 forms the dithiolane **95**.⁴⁰



V. HETEROCYCLES CONTAINING N AND O ATOMS

[3+2] Cycloaddition of *C*-(4-oxo-4*H*-1-benzopyran-3-yl)-*N*-phenylnitrone (**96**) with styrene as well as acrylonitrile in refluxing benzene⁴⁸ and microwave induced cycloaddition between the nitrone **96** with the olefin (**97**) ($\text{R}^1 = \text{H}, \text{Me}$; $\text{R}^2 = \text{CO}_2\text{Me}, \text{CH}_2\text{Br}, \text{CN}$) in the absence of any solvent are reported⁷⁵ to form the isoxazolidine derivative, the stereochemistry of the adduct not being delineated. Ishar *et al.*⁷⁶ have investigated the complete peri-, regio- and stereo-selectivities of the cycloaddition reactions of **96** with

electron rich as well as electron deficient olefins. The nitron (**96**) existing only in the *Z*-isomeric form undergoes frontier-orbital (LUMO-dipole HOMO-dipolarophile) controlled *exo*-selective 1,3-dipolar cycloaddition; significant amounts of *endo*-adducts are obtained only in the cases of dipolarophiles bearing polar substituents. Thus, **96** with the olefin (**97**) ($R^1 = H$; $R^2 = OEt, O-iBu, CN, Ph, CO_2Et, COMe, CONH_2$) in dry CH_2Cl_2 at room temperature gives the isoxazolidines (**98**) (*exo*-adduct) and (**99**) (*endo*-adduct) together with small amounts of 3-formyl-2-phenylaminochromone and the benzopyrandione (**101**) (Table 3), the latter two compounds resulting from the initial electrocyclicisation of **96**. The compound (**100**) results from heating **96** with methyl methacrylate (**97**) ($R^1 = Me, R^2 = CO_2Me$) in benzene in a sealed tube. Under the same conditions **96** gives a mixture of **102-104** with ethyl crotonate, and **105** and **106** with dihydrofuran.⁷⁶

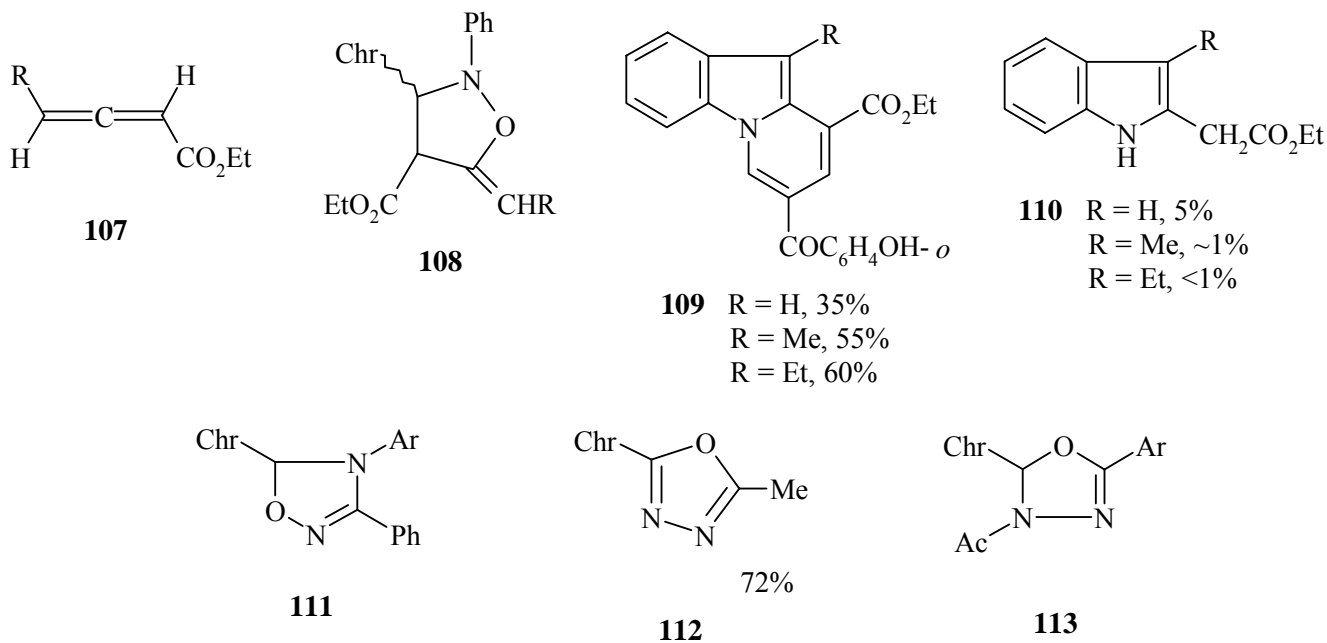


Regiospecific [3+2] cycloaddition in boiling C_6H_6 of the nitron (**96**) to the 2,3- π bond of the allenic ester (**107**) ($R = H, Me, Et$) forms the cycloadduct (**108**) (non-isolable) which undergoes a series of tandem intramolecular transformations to afford the benzo[*b*]indolizine (**109**) together with a small quantity of the indole (**110**).⁷⁷ Morpholine (**13**) ($n = 2, X = 0$) with the chromone (**12**) ($R = Me$) gives the chromone linked morpholine (**16**) (Table 1 – entry 7).⁶ Condensation of 3,3-dibromochromanone with morpholine also gives **16** ($R = H, n = 2, X = O$).⁸ The anil (**3**) reacts with benzonitrile oxide (generated from benzhydroxamoyl chloride in $CHCl_3$ by treatment with NEt_3 at room temperature) giving the chromone linked 1,2,4-oxadiazoline (**111**).²⁹ The tetrazole (**71**) ($R = H$) on refluxing in Ac_2O produces the 1,3,4-oxadiazole (**112**).⁵² Here Ac_2O acylates the 2- or 3-position of the tetrazole moiety of **71**; the resultant

Table 3. Yields of various products from reactions of nitron (96) with monosubstituted olefins (97) (R₁ = H)

R ₂ in 97	Yield (%)			
	98	99	101	2-phenylamino-3-formylchrome
OEt	80	—	3	15
O <i>i</i> Bu	78	3	2	15
CN	47	40	trace	6
Ph	80	trace	2	15
CO ₂ Me	65	25	—	4
COMe	45	35	6	10
CONH ₂	50	—	30	15

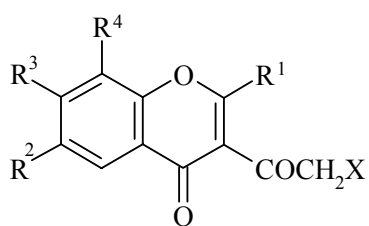
actyl derivative by a 1,5-sigmatropic shift of the acetyl carbonyl group accompanied by nitrogen extrusion forms **112**. 3-Formylchromone (**1**) reacts with ArCONHNH₂ (Ar = phenyl, 2- and 4-nitrophenyl, 2-phenyl-1,2,3-triazol-5-yl and 5-methyl-1-phenyl-1,2,3-triazol-4-yl) to give the corresponding hydrazone which on treatment with Ac₂O under heating or microwave irradiation gives 4,5-dihydro-1,3,4-oxadiazole derivative (**113**) in 60-70% yield.⁷⁸



Ar	Yield (%)
C ₆ H ₄ OMe- <i>p</i>	70
C ₆ H ₄ OEt- <i>p</i>	65
C ₆ H ₄ Cl- <i>p</i>	60
Ph	60

VI. HETEROCYCLES CONTAINING N AND S ATOMS

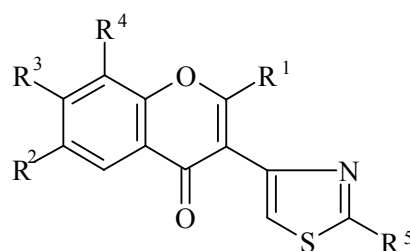
3-Acetylchromone (**114**) ($R^1 = \text{Me}$, $R^2 = \text{Cl}$, $R^3 = \text{H}$, Me ; $R^4 = \text{H}$) on bromination with bromine in CCl_4 at room temperature gives the corresponding 3-bromoacetylchromone (**115**) which condenses with $R^5\text{C}(=\text{S})\text{NH}_2$ [$R^5 = \text{Ar}$, NH_2 , NHArl , NHNH_2] in boiling EtOH giving the thiazole (**116**).⁷⁹⁻⁸¹ The amine and hydrazine functionalities of (**116**) ($R^5 = \text{NH}_2$ and NHNH_2) have been further utilised for construction of several heterocycles.^{80,81} Thioacetamide converts **115** ($R^1 = \text{H}$, Me ; $R^2\text{-}R^4 = \text{H}$) into **116** ($R^5 = \text{Me}$).⁴⁶ The benzthiazole (**56**) ($R^1 = \text{H}$, $R^2 = \text{OH}$, $\text{X} = \text{S}$) is obtained in 78% yield by treating the acetophenone (**31**) (Het = 2-benzthiazolyl) with ethyl orthoformate in pyridine at 2-3°C.³⁵ The ketone arising from Houben-Hoesch synthesis from pyrogallol and 2-methylthiazol-4-acetonitrile has been cyclised by $\text{Py-Ac}_2\text{O}$ to the thiazole (**116**) ($R^1 = R^5 = \text{Me}$, $R^2 = \text{H}$, $R^3 = R^4 = \text{OAc}$) (76%).^{82,83} The ketones (**31**) (Het = 2-phenylthiazol-4-yl and 2,4-dimethylthiazol-5-yl) obtained by treating resorcinol respectively with 2-phenylthiazole-4-acetonitrile and 2,4-dimethylthiazol-5-acetonitrile on acetylation (Ac_2O , Δ) cyclise to the corresponding chromonylthiazoles (**32**) ($R = \text{Me}$, $R^1 = \text{Ac}$)³⁰ analogous to **116**. Thioglycollic acid in C_6H_6 undergoes 1,4-addition to the imine (**3**, $\text{Ar} = \text{C}_6\text{H}_4\text{X-p}$; $\text{X} = \text{H}$, Cl , Me , OMe); the resultant adduct (**117**) (~ 98%) on prolonged refluxing in C_6H_6 affords thiazolidine derivative (**119**) (~ 35%) probably *via* the thazepine (**118**), the conversion (**118** \rightarrow **119**) being regarded as a thermally induced thia-allylic rearrangement.⁸⁴ The chalcone Chr-CH=CH-CO-Ar , derived from 3-formylchromone and an aryl methyl ketone, condenses with 2-aminothiophenol (**58**, $\text{X} = \text{S}$) giving the 2,3-dihydro-1,5-benzothiazepine (**120**).^{85,86}



114 X = H

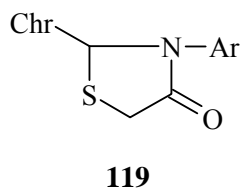
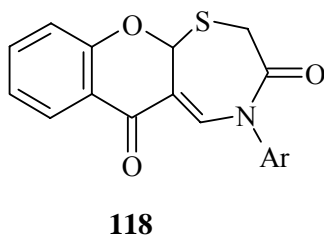
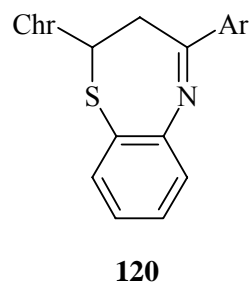
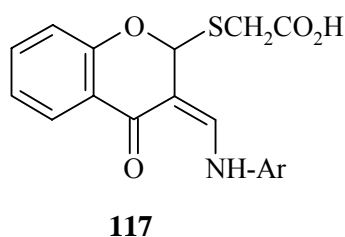
115 X = Br

R^1	R^2	R^3	Yield (%) of 115 ($R^4 = \text{H}$)
H	H	H	~80
Me	H	H	77
Me	Me	H	70
Me	Cl	H	~80
Me	Cl	Me	~80



116

R^1	R^2	R^3	R^5	Yield (%) of 116 ($R^4 = \text{H}$)
Me	H	H	Me	52
H	H	H	Me	33
Me	Cl	H	Ph	80
Me	Cl	Me	Ph	80
Me	Cl	H	$\text{C}_6\text{H}_4\text{NO}_2\text{-p}$	70
Me	Cl	Me	$\text{C}_6\text{H}_4\text{Cl-p}$	75
Me	Cl	Me	NH_2	90
Me	Cl	Me	NHPh	69
Me	Cl	Me	$\text{NHC}_6\text{H}_4\text{Me-p}$	95
Me	Cl	H	NH_2NH_2	88



Ar	Yield (%)
Phenyl	52
<i>p</i> -Tolyl	63
<i>p</i> -Anisyl	68
<i>p</i> -Chlorophenyl	71
<i>p</i> -Bromophenyl	81
<i>p</i> -Fluorophenyl	76
1-Naphthyl	70
2-Naphthyl	72

ACKNOWLEDGEMENT

Thanks are due to Mr. Sumit K. Karak for help in literature search through Sci-Finder.

REFERENCES

1. C. K. Ghosh and S. Sahana, *Indian J. Chem.*, 1996, **35B**, 203.
2. D. Prajapati, A. R. Mahajan, and J. S. Sandhu, *J. Chem. Soc., Perkin Trans. 1*, 1992, 182.
3. A. Baruah, D. Prajapati, and J. S. Sandhu, *Indian J. Chem.*, 1996, **35B**, 1148.
4. G. Litkei, T. Patonay, and E. Palonay-Peli, *Organic Preparations and Procedures International*, 1987, **19**, 44 (*Chem. Abstr.*, 1987, **106**, 175982).
5. D. Basavaiah and A. Jagamohan Rao, *Tetrahedron Lett.*, 2003, **44**, 4365.
6. M. K. Rastogi, K. Chaudhury, R. P. Kapoor, and C. P. Garg, *Indian J. Chem.*, 1978, **16B**, 895; 1979, **17B**, 34.
7. R. B. Gammil, S. A. Nash, and S. A. Mizsak, *Tetrahedron Lett.*, 1983, **24**, 3435.
8. M. Venkati and G. L. David Krupadanam, *Syn. Commun.*, 2002, **32**, 2227.
9. A. O. Fitton, M. Kosmirak, H. Suschitzky, and J. L. Suschitzky, *Tetrahedron Lett.*, 1982, **23**, 3953.
10. P. D. Clarke, A. O. Fitton, M. Kosmirak, H. Suschitzky, and J. L. Suschitzky, *J. Chem. Soc., Perkin Trans. 1*, 1985, 1747.
11. V. P. Khilya, I. P. Kupchevaskaya, A. I. Salikhova, L. G. Grishko, F. S. Babichev, and L. G. Kirillova, *Khim. Getero. Soed.*, 1977, 1180 (*Chem. Abstr.*, 1978, **88**, 22561).

12. V. P. Khilya, F. S. Babichev, V. G. Pivovarenko, A. S. Ogorodniichuk, V. N. Kovalev, and A. P. Koval, *Ukr. Khim. Zhur.* (Russian Edn.), 1987, **53**, 315 (*Chem. Abstr.*, 1988, **108**, 38220).
13. Y. H. Joo, J. K. Kim, S.-H. Kang, M.-S. Noh, J.-Y. Ha, J. K. Choi, M. Kyung, C. H. Lee, and S. Chung, *Bioorg. Med. & Chem. Lett.*, 2003, **13**, 413 (*Chem. Abstr.*, 2003, **139**, 62586).
14. I. P. Kupchevskaya and V. P. Khilya, *Dopov. Akad. Nauk. Ukr. Sect B : Geol. Khim. Biol. Nauki*, 1979, 117 (*Chem. Abstr.*, 1979, **90**, 186749).
15. D. Heber, *Arch Pharm.* (Weinheim), 1983, **316**, 55.
16. K. Goerlitzer and K. Michels, *Arch. Pharm.* (Weinheim), 1988, **321**, 567.
17. M. Satyanarayana Reddy, G. L. David Krupadanam, and G. Srimannarayana, *Indian J. Chem.*, 1990, **29B**, 978.
18. C. K. Ghosh, A. Ray, and A. Patra, *J. Heterocycl. Chem.*, 2001, **38**, 1459.
19. C. K. Ghosh, S. K. Karak, and A. Patra, *J. Chem. Res. (S)*, 2002, 311; *J. Chem. Res. (M)*, 2002, 741.
20. C. W. Winter and C. S. Hamilton, *J. Am. Chem. Soc.*, 1952, **74**, 3999; H. H. Auf dem Keller and F. Zymalkowski, *Arch. Pharm.* (Weinheim), 1971, **304**, 543.
21. J. Colonge and A. Guyot, *Bull. Soc. Chim. Fr.*, 1958, 329.
22. R. J. Bass, *J. Chem. Soc., Sect D : Chem. Commun.*, 1970, 322.
23. C. K. Ghosh, C. Pal, J. Maiti, and M. Sarkar, *J. Chem. Soc., Perkin Trans. I*, 1988, 1489.
24. C. K. Ghosh, S. K. Karak, and A. Patra, *Indian J. Chem.*, 2004 in press.
25. C. K. Ghosh, C. Pal, J. Maiti, and A. Bhattacharyya, *Indian J. Chem.*, 1989, **28B**, 448.
26. C. K. Ghosh, A. Bhattacharyya, and P. P. Ghosh-Dastidar, *Indian J. Chem.*, 1987, **26B**, 423.
27. C. K. Ghosh and S. Biswas, *J. Chem. Soc., Chem. Commun.*, 1989, 1789; C. K. Ghosh, S. Biswas, and S. Sahana, *Indian J. Chem.*, 1993, **32B**, 630.
28. C. K. Ghosh and S. Sahana, *Tetrahedron*, 1993, **49**, 4135.
29. A. K. Baruah, D. Prajapati, and J. S. Sandhu, *Tetrahedron*, 1988, **44**, 1241.
30. A. Kiss, V. Szabo, L. G. Grisko, and V. P. Khilya, *Dopov. Akad. Nauk Ukr. RSR. Sec. B : Geol. Khim. Biol. Nauki*, 1977, 231 (*Chem. Abstr.*, 1977, **87**, 39328); V. P. Khilya, L. G. Grisko, and T. L. Davidkova, *Khim. Geterot. Soed.*, 1980, 892 (*Chem. Abstr.*, 1981, **94**, 15496).
31. J. Desai, K. B. Nair, and A. N. Misra, *Indian J. Heterocycl. Chem.*, 2001, **10**, 261.
32. P. Cozzi, N. Mongelli, and A. Pillan, *J. Heterocycl. Chem.*, 1984, **21**, 311; P. Cozzi and A. Pillan, *J. Heterocycl. Chem.*, 1985, **22**, 441.
33. V. R. Uchil and V. Joshi, *Indian J. Heterocycl. Chem.*, 2001, **10**, 161.
34. P. Cozzi and A. Pillan, *J. Heterocycl. Chem.*, 1986, **23**, 1693.

35. V. P. Khilya, L. G. Grisko, and T. N. Sokolva, *Khim. Geterot. Soed.*, 1975, 1593 (*Chem. Abstr.*, 1976, **84**, 105486).
36. I. Sigg, G. Haas, and T. Winkler, *Helv. Chim. Acta*, 1982, **65**, 275; G. Rihs, I. Sigg, G. Haas, and T. Winkler, *ibid*, 1985, **68**, 1933.
37. A. O. Fitton, P. G. Hughton, and H. Suschitzky, *Synthesis*, 1979, 337.
38. C. K. Ghosh and S. Khan, *Synthesis*, 1980, 701.
39. G. J. Reddy and A. V. Subba Rao, *Curr. Sci.*, 1981, **50**, 84 (*Chem. Abstr.*, 1981, **95**, 25008).
40. C. K. Ghosh, C. Bandyopadhyay, and C. Morin, *J. Chem. Soc., Perkin Trans. 1*, 1983, 1989.
41. G. Roma, A. Ermili, A. Balbi, E. Massa, and M. Di Braccio, *J. Heterocycl. Chem.*, 1981, **18**, 169.
42. C. K. Ghosh and D. K. Sinha Roy, *Indian J. Chem.*, 1978, **16B**, 727; C. K. Ghosh, A. K. Mitra, and A. Patra, *J. Indian Chem. Soc.*, 1980, **57**, 450.
43. C. K. Ghosh and N. Tewari, *J. Org. Chem.*, 1980, **45**, 1964.
44. J. Dusemund and T. Schurreit, *Arch. Pharm. (Weinheim)*, 1984, **317**, 377.
45. C. K. Ghosh, C. Ghosh, and A. Patra, *Indian J. Chem.*, 1998, **37B**, 387.
46. C. K. Ghosh, S. K. Karak, and A. K. Chakravarty, *J. Chem. Res.*, 2004, 84.
47. R. Abonia, B. Insuasty, J. Quiroga, H. Kolshorn, and H. Meier, *J. Heterocycl. Chem.*, 2001, **38**, 671.
48. A. K. Baruah, D. Prajapati, and J. S. Sandhu, *J. Chem. Soc., Perkin Trans. 1*, 1987, 1995.
49. V. P. Khilya, I. G. Belashova, and G. M. Golubushina, *Dopov. Akad. Nauk. Ukr. Sect B : Geol. Khim. Biol. Nauki*, 1978, 255 (*Chem. Abstr.*, 1978, **89**, 109259).
50. G. Litkei, T. Patonay, E. Palonay-Peli, and V. P. Khilya, *Pharmazie*, 1989, **44**, 791 (*Chem. Abstr.*, 1989, **113**, 23615).
51. A. Nohara, *Tetrahedron Lett.*, 1974, 1187; A. Nohara, T. Umetani, and Y. Sanno, *Ger. Offen.*, 1974, 2, 317, 889 (*Chem. Abstr.*, 1974, **80**, 14932).
52. A. Nohara, H. Kuriki, T. Saijo, H. Sugihara, M. Kanno, and Y. Sanno, *J. Med. Chem.*, 1977, **20**, 141.
53. V. P. Khilya, V. V. Grabovskya, and F. S. Babichev, *Khim. Geterot. Soed.*, 1975, 1146 (*Chem. Abstr.*, 1975, **83**, 206061).
54. L. Grisko, A. Turov, V. P. Khilya, G. Litkei, and T. Patonay, *Acta Chimia Hungarica*, 1983, **112**, 401 (*Chem. Abstr.*, 1983, **99**, 175504).
55. A. Schoenberg and E. Singer, *Chem. Ber.*, 1963, **96**, 1529.
56. C. K. Ghosh, C. Bandyopadhyay, and N. Tewari, *J. Org. Chem.*, 1984, **49**, 2812.
57. C. K. Ghosh and S. Bhattacharyya, *Indian J. Chem.*, 1999, **38B**, 166.
58. A. Nohara, T. Umetani, and Y. Sanno, *Tetrahedron*, 1974, **30**, 3553.

59. R. R. Soni and K. N. Trivedi, *Indian J. Chem.*, 1988, **27B**, 811.
60. T. Schurreit, *Arch. Pharm. (Weinheim)*, 1986, **319**, 1054.
61. Z. Sanicanin and I. Tabakovic, *Electrochim. Acta.*, 1988, **33**, 1601 (*Chem. Abstr.*, 1989, **110**, 30420).
62. Y. Li and F. Zhang, *Syn. Commun.*, 1993, **23**, 1075.
63. R. E. Bhadange, S. V. Kolhe, A. G. Doshi, and A. W. Raut, *Asian J. Chem.*, 2001, **13**, 1249.
64. L. Li and Y. Rui, *Beizing Daxue Xuebao, Ziran Kexueban*, 1990, **26**, 421 (*Chem. Abstr.*, 1991, **114**, 185079).
65. J. Zhu, Q. Wang, and Y. Li, *J. Chem. Soc., Chem. Commun.*, 1988, 1549; *Huaxue Xuebao*, 1990, **48**, 190 (*Chem. Abstr.*, 1990, **113**, 77961).
66. F. Eiden and H. Fenner, *Chem. Ber.*, 1968, **101**, 2894; F. Eiden and W. Schikor, *Arch. Pharm. (Weinheim)*, 1972, **305**, 187.
67. G. Haas, J. L. Stanton, A. von Sprecher, and P. Wenk, *J. Heterocycl. Chem.*, 1981, **18**, 607; cf. F. Eiden and H. Haverland, *Arch. Pharm. (Weinheim)*, 1967, **300**, 806.
68. F. Eiden and J. Schueneman, *Arch. Pharm. (Weinheim)*, 1983, **316**, 201.
69. C. Bandyopadhyay and K. R. Sur, *Indian J. Chem.*, 2000, **39B**, 137.
70. G. Elena Daia, C. D. Gabbutt, J. D. Hepworth, B. Mark Heron, D. E. Hibbs, and M. B. Hurthouse, *Tetrahedron Lett.*, 1998, **39**, 1215.
71. J. S. Yadav, B. V. Subba Reddy, R. Srinivas, and T. Ramalingam, *Synlett.*, 2000, 701.
72. T. Kawabata, T. Mizugaki, K. Ebitani, and K. Kaneda, *Tetrahedron Lett.*, 2001, **42**, 8329.
73. C. K. Ghosh, S. Biswas, A. Bhattacharyya, and N. Sasmal, *J. Chem. Res. (S)*, 1990, 117; C. K. Ghosh and S. Biswas, *J. Indian Chem. Soc.*, 1990, **67**, 568.
74. I. Yokoe, Y. Sugita, and Y. Shiriaki, *Chem. Pharm. Bull.*, 1989, **37**, 529.
75. A. Hussain Kalita, A. K. Baruah, D. Prajapati, and J. S. Sandhu, *Indian J. Chem.*, 1998, **37B**, 101.
76. M. P. S. Ishar, G. Singh, K. Kumar, and R. Singh, *Tetrahedron*, 2000, **56**, 7817.
77. M. P. S. Ishar and K. Kumar, *Tetrahedron Lett.*, 1999, **40**, 175.
78. L.-H. Cao, Y. Huang, Y.-T. Liu, and G.-Z. Sun, *Yingyong Huaxue*, 2001, **18**, 312 (*Chem. Abstr.*, 2001, **135**, 122447); L. Tsao, L. Chzhan, and Ts. Lyn, *Khim. Prirod. Soed.*, 2001, **37**, 311 (*Chem. Abstr.*, 2002, **137**, 140478).
79. R. P. Kapoor, M. K. Rastogi, R. Khanna, and C. P. Garg, *Indian J. Chem.*, 1984, **23B**, 390.
80. C. P. Garg, V. P. Sharma, and R. P. Kapoor, *Indian J. Chem.*, 1985, **24B**, 1197.
81. C. P. Garg, V. P. Sharma, V. Chhabra, and R. P. Kapoor, *Indian J. Chem.*, 1988, **27B**, 469.
82. V. P. Khilya, T. M. Tkachuk, I. P. Kupchevskaya, and G. M. Golubushina, *Dopov. Akad. Nauk. Ukr. Ser B : Geol. Khim. Biol. Nauki*, 1980, 58 (*Chem. Abstr.*, 1981, **94**, 65521).

83. V. P. Khilya, N. A. Yasnikova, A. L. Kazakov, and G. M. Golubushina, *Ukr. Khim. Zh.* (Russian Edn.), 1982, **48**, 765 (*Chem. Abstr.*, 1982, **97**, 144813).
84. A. O. Fitton, G. L. Humprey, M. Kosmirak, H. Suschitzky, and J. L. Suschitzky, *J. Chem. Res. (S)*, 1984, 248; *J. Chem. Res. (M)*, 1984, 2278; cf. R. P. Kapoor, V. Chhabra, Sangita, and C. P. Garg, *Indian J. Chem.*, 1985, **24B**, 539.
85. A. Levai, *Pharmazie*, 1981, **36**, 449 (*Chem. Abstr.*, 1981, **95**, 132834); A. Levai, *Heterocycl. Commun.*, 2002, **8**, 375 (*Chem. Abstr.*, 2002, **138**, 221567).
86. M. S. S. Shanker, R. B. Reddy, G. V. P. Chandra Mouli, and Y. D. Reddy, *Phosphorus, Sulfur and Silicon and the Related Elements*, 1989, **44**, 143 (*Chem. Abstr.*, 1990, **112**, 178917).