

*Supporting Information*

**FLAVONES FROM THE LEAVES OF YUNNAN LOCAL SUN CURED  
TOBACCO AND THEIR CYTOTOXICITY**

**Wei Li,<sup>1</sup> Neng-Jun Xiang,<sup>2</sup> Li-Xuang Liu,<sup>2</sup> Guo-Rong Yang,<sup>2</sup> Xiu-Ping Lu,<sup>1,\*</sup> and  
Qiang Liu<sup>2,\*</sup>**

<sup>1</sup> Yunnan Academy of Tobacco Agricultural Sciences, Kunming, Yunnan 650031, PR  
China; <sup>2</sup> Key Laboratory of Tobacco Chemistry of Yunnan Province, China tobacco  
yunnan industrial Co., Ltd, Kunming 650231, P.R. China; E-mail:  
liuq@ynzy-tobacco.com, xplu1970@163.com

## Contents of Supporting Information

No.	Contents:	Pages:
Figure S1-S2	<sup>13</sup> C NMR and <sup>1</sup> H NMR spectra of 4',7-dimethoxy-6-hydroxy-8-isobutyryl-flavone ( <b>1</b> )	3-4
Figure S3-S4	<sup>13</sup> C NMR and <sup>1</sup> H NMR spectra of 4',7-dimethoxy-6-hydroxy-8-[( <i>E</i> )-3-hydroxy-2-methylprop-1-enyl]-flavone ( <b>2</b> )	5-6

Figure S1  $^{13}\text{C}$  NMR spectra of 4',7-dimethoxy-6-hydroxy-8-isobutyryl-flavone (**1**)

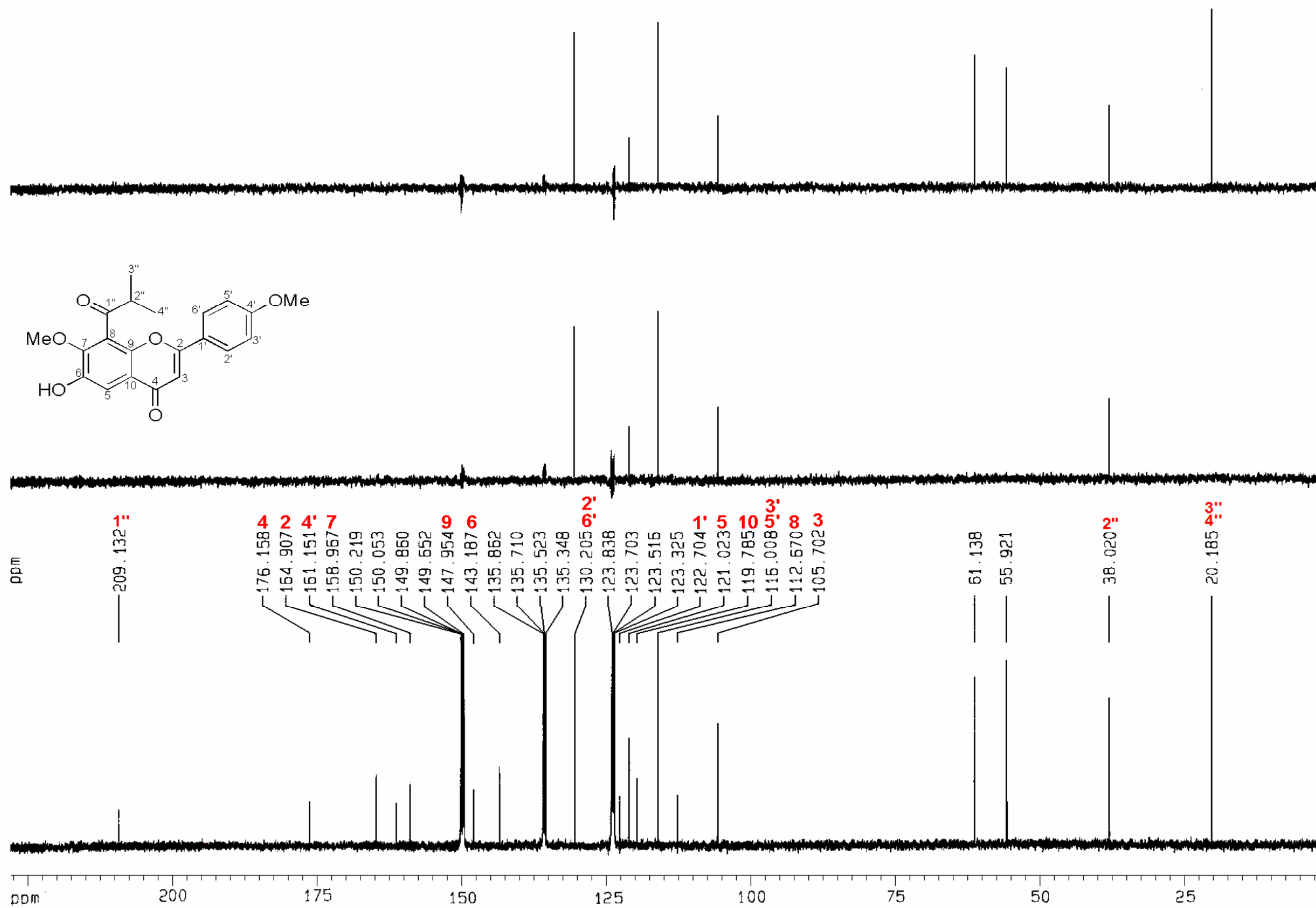


Figure S2 <sup>1</sup>H NMR spectra of 4',7-dimethoxy-6-hydroxy-8-isobutyryl-flavone (1)

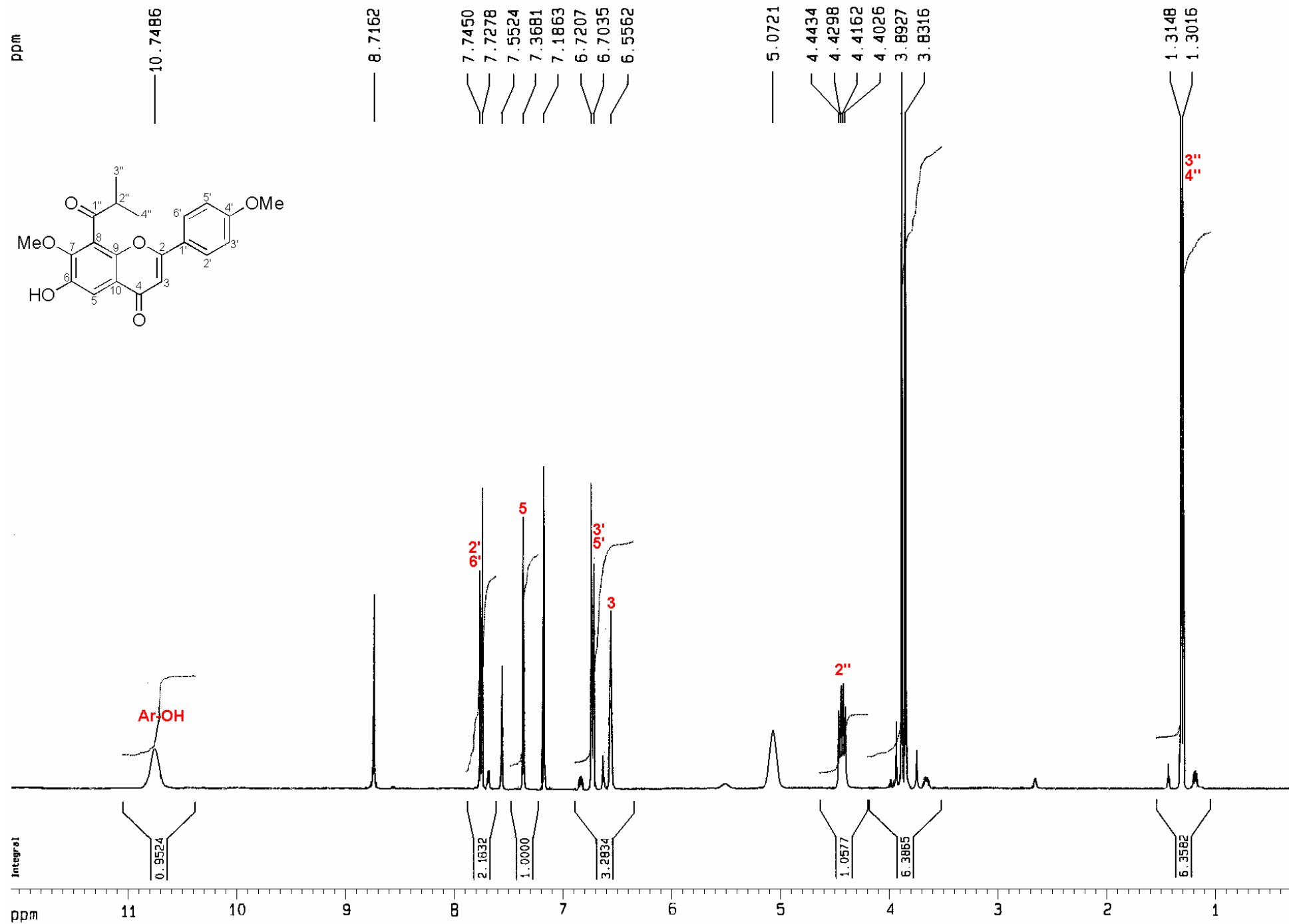
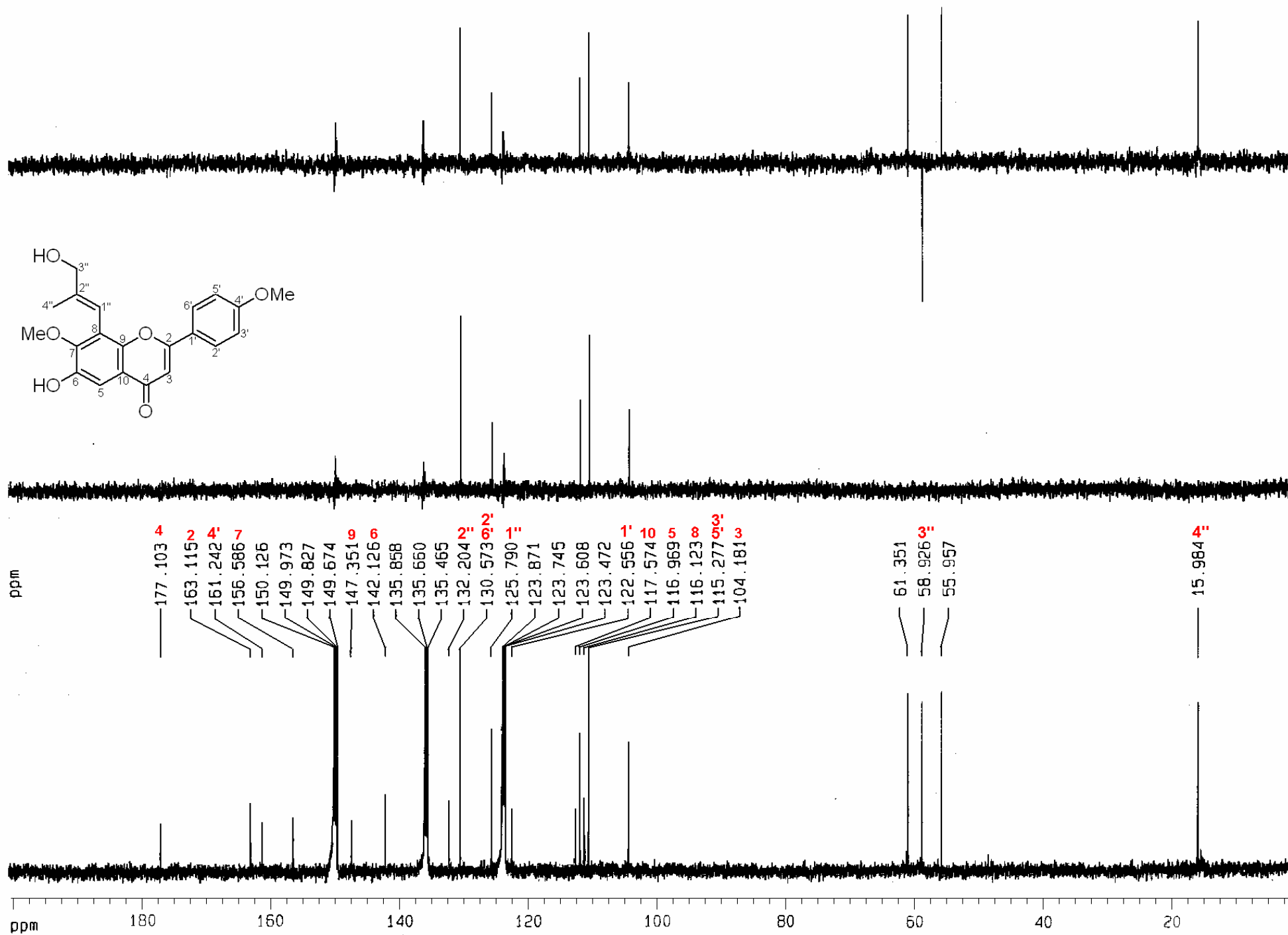


Figure S3  $^{13}\text{C}$  NMR spectra of 4',7-dimethoxy-6-hydroxy-8-[(*E*)-3-hydroxy-2-methylprop-1-enyl]-flavone (**2**)



**Figure S4**  $^{13}\text{C}$  NMR spectra of 4',7-dimethoxy-6-hydroxy-8-[(*E*)-3-hydroxy-2-methylprop-1-enyl]-flavone (**2**)

