

Supporting Information

SYNTHESIS OF (-)-ISOSOLENOPSISIN USING DIASTEREOSELECTIVE AMINOPALLADATION

Yukiko Takemoto,^a Yasunao Hattori,^b and Hidefumi Makabe^{a*}

^a Sciences of Functional Foods, Graduate School of Agriculture, Shinshu University, 8304 Minami-minowa Kami-ina, Nagano, 399-4598, Japan

^b Center for Instrumental Analysis, Kyoto Pharmaceutical University, Yamashina-ku, Kyoto 607-8412, Japan

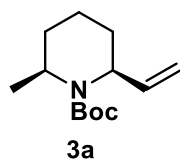
*Corresponding author. Tel. +81 265 77 1630; fax +81 265 77 1700; e-mail: makabeh@shinshu-u.ac.jp

Table of contents:

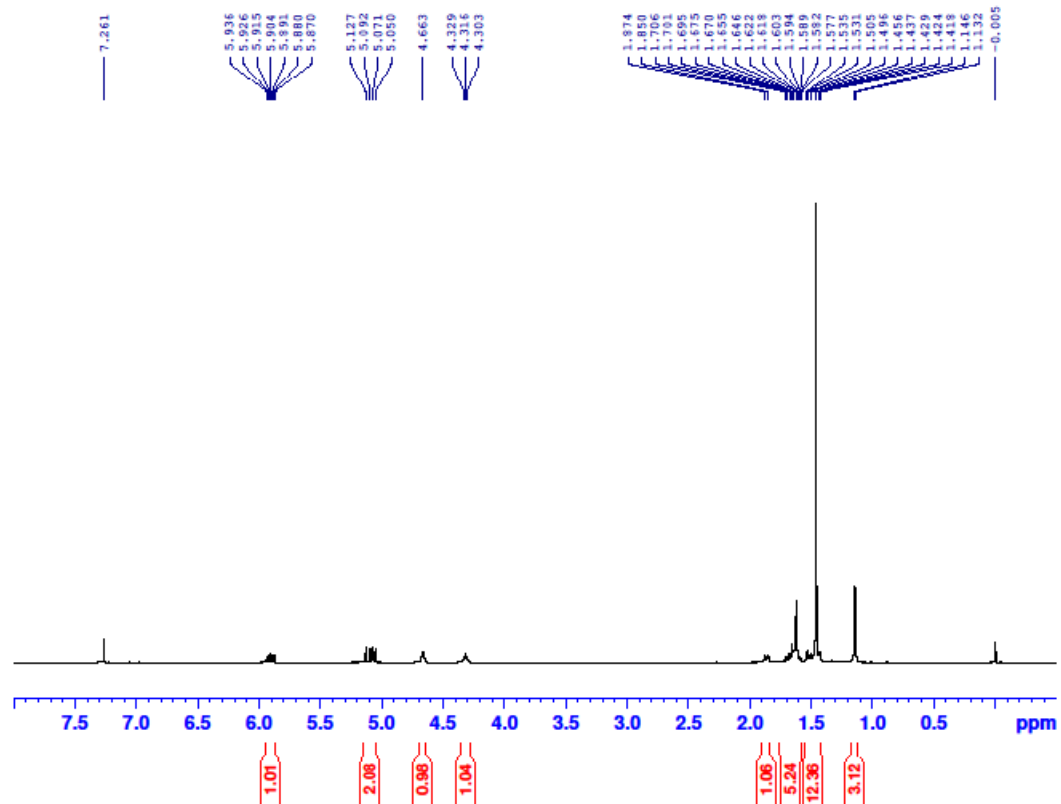
¹H, ¹³C, COSY, and NOESY NMR spectra of **3a** (page 2-5)

¹H, ¹³C NMR spectra of **1** (page 6-7)

¹H-NMR of 3a.



tkmt-183.1H



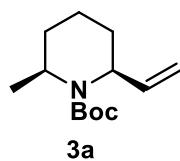
```

Current data parameters
NAME tkmt-183
EXPNO 1
PROCNO 1

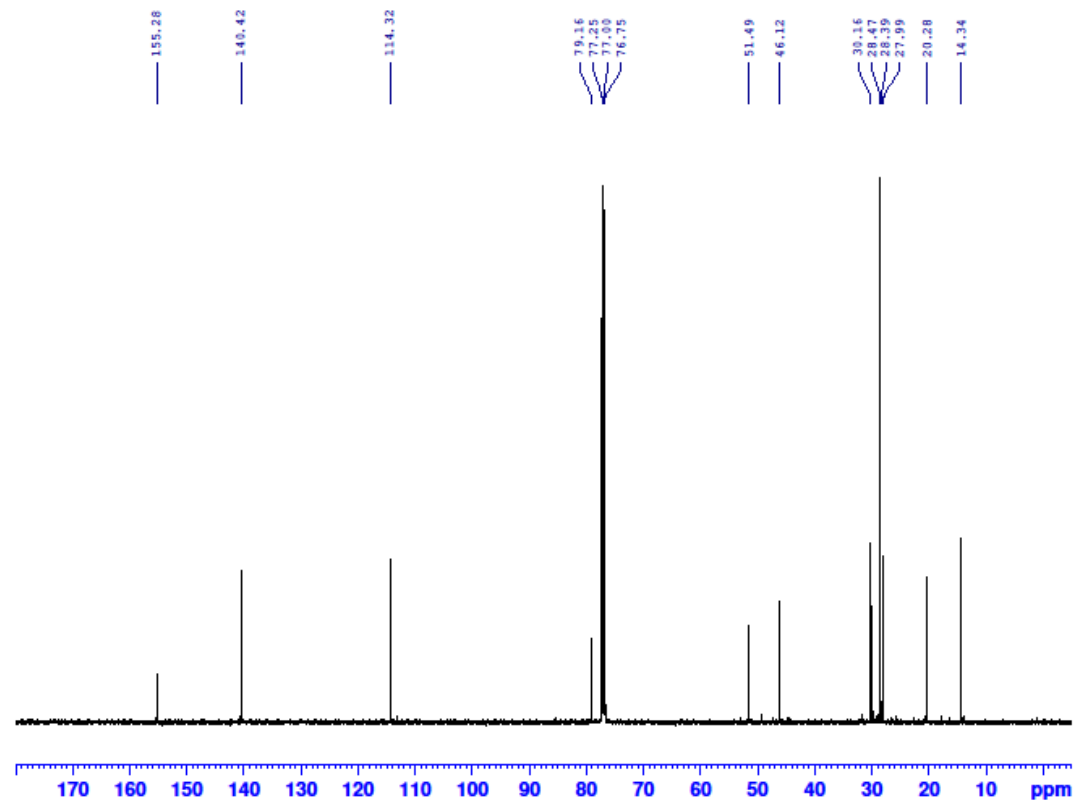
F2 - Acquisition parameters
DATE_ 20080715
TIME 16.59
INSTRUM spect
PROBHD 5 mm mult 1H/1
PULPROG zgpg30
TD 65536
SOLVENT CDCl3
AQ 14
RG 320
SH 0
FIDRES 0.000464 Hz
AQ 3.1800000 sec
RG 256.0
DE 65.400 USMC
TE 30.00 USMC
TD 65536
SI 1.0000000 sec
SCHEM1 0.0000000 sec
WDETH 0.0100000 sec

=====
Command: f2
=====
PC 1.00
  
```

¹³C-NMR of 3a.



tkmt-98-1a.13C



```
Current data parameters
NAME tkmt-98-1a
EXPNO 2
PROCNO 1

F2 - Acquisition parameters
DATE_ 20100710
TIME 13.04
INSTRUM spect
PROBHD 5 mm BBO1HPC1
PULPROG zgpg30
TD 65536
SOLVENT H2O
NUS 1024
SI 0
SF 125.760353 MHz
AQ 0.020000000
RG 1024
WDW EM
SSB 0
LB 3.0000000
GB 0
PC 1.0000000
DT 0.0000000
DELTA 1.0000000
ACQSTAT 0.0000000
AQSTAT 0.0100000

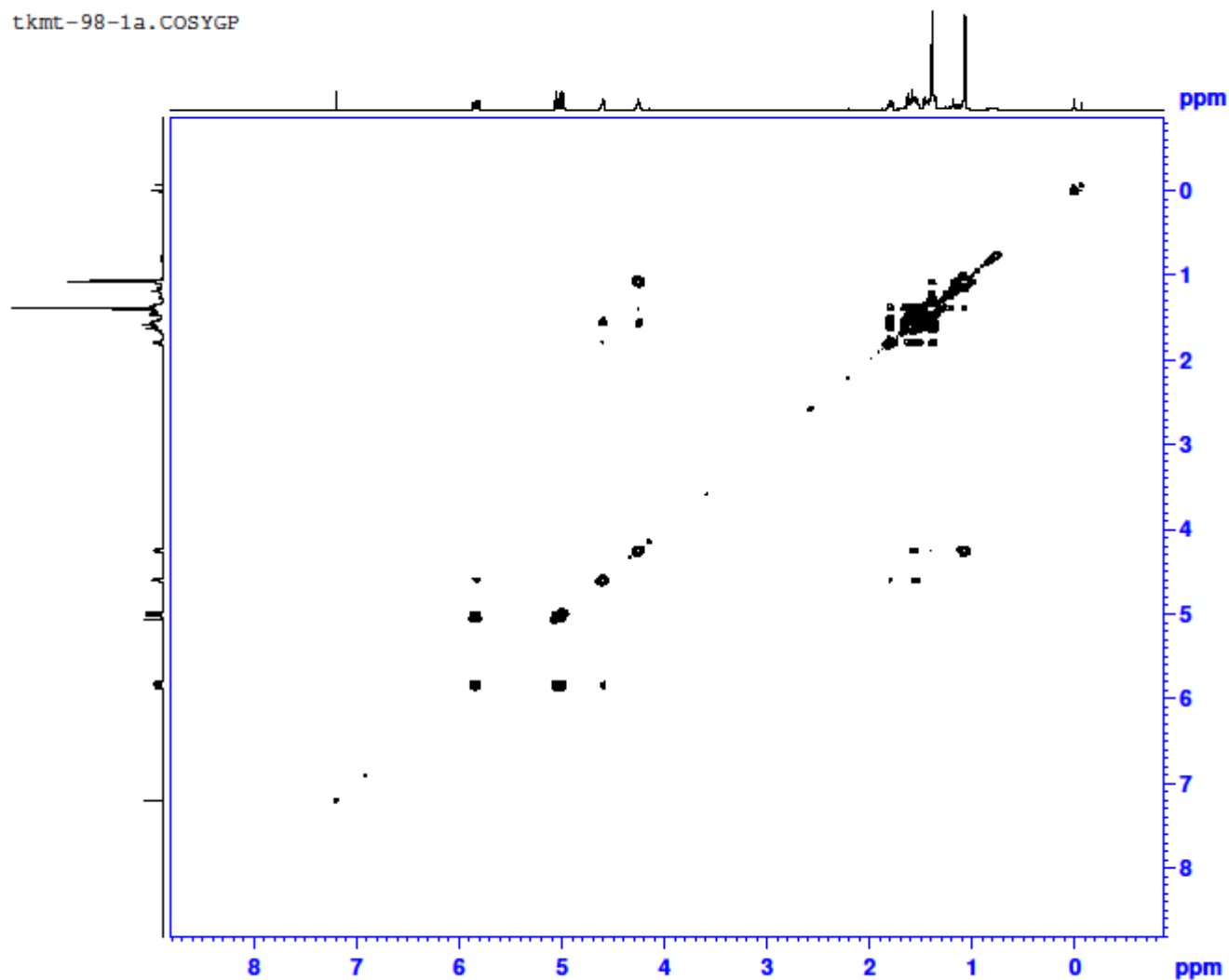
===== Channel f1 =====
NUC1 13C
P1 16.0000000
PL1 0.0000000
SFO1 125.760353 MHz

===== Channel f2 =====
CPDPRG2 waltz16
NUC2 1H
P2 12.0000000
PL2 0.0000000
PL12 18.0000000
PL13 18.0000000
SFO2 500.1360500 MHz

F2 - Processing parameters
SI 32768
SF 125.760353 MHz
WDW EM
SSB 0
LB 3.0000000
GB 0
PC 1.0000000
```

COSY NMR spectrum of 3a.

t.kmt-98-1a.COSYGP



```

Current data parameters
NAME      tkm-98-1a
EXPNO     4
PROCNO    1

F2 - Acquisition parameters
DATE_     20100706
TIME      10.47
INSTRUM   spect
PROBHD    5 mm HXBOB1
PULPROG   zgpg30
TD         65536
SOLVENT   CDCl3
NS         4
DS         4
SWH        8844.961 Hz
FIDRES     0.260706 Hz
AQ         0.211899 Hz
RG          328.1
CQ         101.250 MHz
TE         300.2
DQ         0.000000 Hz
SI         1.6281970 MHz
SFO        500.1362600 MHz
AQ         0.0000000 Hz
RG         0.0000000 Hz
WDELT      1.6281970 MHz

===== CHANNEL f1 =====
NUC1       1H
P1         14.00 MHz
PT         14.00 MHz
PL1        0.00 dB
SFO1      500.1362600 MHz

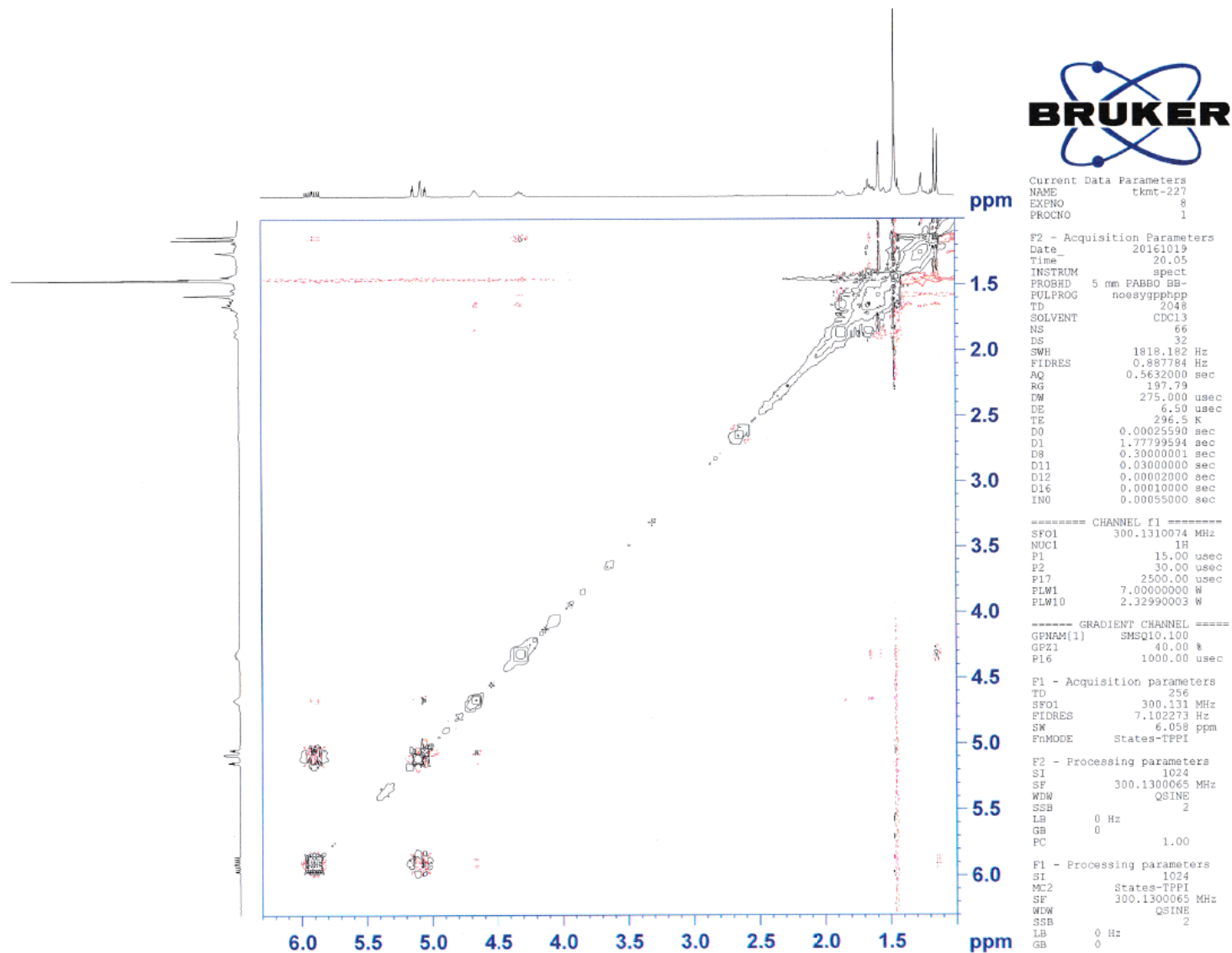
===== Decoupler Channel =====
CHAN1     13C
P2         12.00 MHz
PT         12.00 MHz
PL2        0.00 dB
SFO2      100.6281500 MHz

F1 - Acquisition parameters
NOI        1
TD         128
SFO1      500.1362600 MHz
FIDRES     0.260706 Hz
AQ         0.211899 Hz
RG          328.1

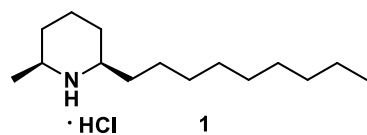
F2 - Processing parameters
SI         1024
SF         500.1362600 MHz
WDW        EM
SSB        0
LB         0.00 Hz
GB         0
PC         1.00

F1 - Processing parameters
SI         1024
SF         500.1362600 MHz
WDW        EM
SSB        0
LB         0.00 Hz
GB         0
PC         1.00
    
```

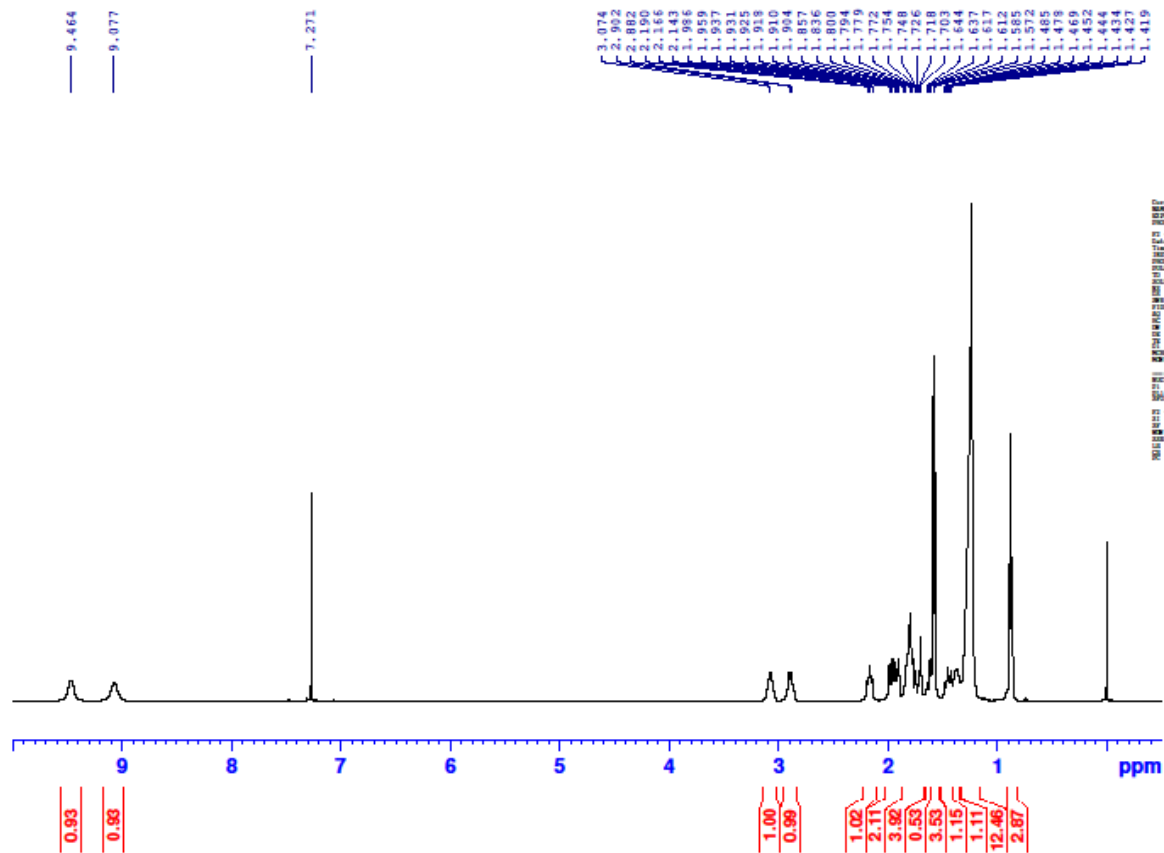
NOESY NMR spectrum of 3a.



¹H-NMR of 1.



tkmt-243.1H



```

Current Data Parameters
NAME: tkmt-243.1H
EXPNO: 1
PROCNO: 1
F2 - Acquisition Parameters
Date_: 20101010
Time: 15.00
INSTRUM: spect
PROBHD: 5 mm HNP101
PULPROG: zgpg30
SOLVENT: DMS
NS: 512
DS: 4
SWH: 10098.500 Hz
FIDRES: 0.161813 Hz
AQ: 0.10200000 sec
RG: 655.000
WDW: EM
SSB: 0
LB: 1.0000000 Hz
GB: 0.0000000 sec
MC: 0.0000000 sec
WDWSE: 0.0000000 sec
===== CHANNEL F1 =====
NUC1: 13
P1: 16.00
SFO1: 100.6283500 MHz
F2 - Processing parameters
SI: 32768
SF: 100.6283500 MHz
WDW: EM
SSB: 0
LB: 1.00
GB: 0.0000000 sec

```

